


XXIII<sup>rd</sup> Olympic Games  
Los Angeles 1984

Olympic Football Tournament  
29 July–11 August

## Technical Report





## FÉDÉRATION INTERNATIONALE DE FOOTBALL ASSOCIATION

<i>President:</i>	João Havelange (Brazil)
<i>General Secretary:</i>	Joseph S. Blatter (Switzerland)
<i>Address:</i>	FIFA House 11 Hiltzigweg P.O. Box 85 8030 Zurich Switzerland
<i>Telephone Number:</i>	(01) 55 54 00
<i>Cables:</i>	FIFA Zurich
<i>Telex Number:</i>	55 678 fifa ch

### **FIFA Amateur Committee**

#### *Organising Committee for the 1984 Olympic Football Tournament*

<i>Chairman:</i>	Dr. Viacheslav Koloskov (USSR)
<i>Members:</i>	Abilio d'Almeida (Deputy Chairman) (Brazil) Rito Alcantara (Senegal) Necdet Cobanlı (Turkey) Carlos Carrera (Guatemala) Mohammad Jasem Mohammad Saleh (Kuwait) Yidnekatchew Tessema (Ethiopia) Georges Favre (France) Dr. Teófilo Salinas Fuller (Peru) Joaquín Soria Terrazas (Mexico) Dr. Heinz Gerö (Austria) René Hemmer (Venezuela) Dr. Franco Carraro (Italy) Gene Edwards (USA) Klaus Schlegel (German Democratic Republic) Chen Cheng-da (China PR) Jo van Marle (Netherlands) Mircea Angelescu (Rumania) Alan Rothenberg (co-opted Los Angeles 1984) Oh Wan-Kon (co-opted Seoul 1988)

XXIII<sup>rd</sup> Olympic Games  
Los Angeles 1984

Olympic Football Tournament  
29 July–11 August

## Technical Report



**Publication:** Fédération Internationale de Football Association (FIFA)

**Coordination:** Walter Gagg / FIFA Technical Department

**Art Work:** Olé Andersen

**Photographs:** Ed Clough

**Printed by:** Berichthaus AG, Zurich

**Copyright:** FIFA, Zurich



<b>Contents</b>	
Messages	7
<b>11 Chapter 1</b>	
Preparing for the Olympic Football Tournament	14
<b>41 Chapter 2</b>	
Analysis of the Olympic Football Tournament and the Teams	42
<b>111 Chapter 3</b>	
Tactical Features of the Modern Game As illustrated by the Olympic Football Tournament	112
<b>135 Supplements</b>	





## Message by the President

As with all FIFA competitions, the Executive Committee of FIFA instructed its Technical Committee to also publish a technical study of the Olympic Football Tournament, Los Angeles 1984.

The Study Group entrusted with the Report by the Technical Committee consisted of Messrs. José Bonetti (Brazil), René Hüsey (Switzerland), Dr. Vaclav Jira (CSSR), Heinz Marotzke (Germany FR), and Terry Neill (England). It was supervised by Mr. Harry H. Cavan (Northern Ireland) and coordinated by Mr. Walter Gagg (Switzerland).

This Report has now been completed. An editorial team from FIFA was responsible for its contents. As with all other technical studies, this report forms a considerable part of the technical development programmes that FIFA has been promoting for years. It should especially be of benefit to all those National Associations where football has not yet reached the international standard which we are aiming at for all our member Associations.

Thus, I hope that all the National Associations affiliated to FIFA will pass on the Report to those Technical Committees and parties responsible for the promotion of football within the respective Association. It will form an important part of the technical literature as furthered by FIFA.

This Study will be remitted to all officials of FIFA as well as to the National Associations.

I would like to thank everyone who worked in this Group for dedicating their experience and knowledge to this interesting work.

Dr. João Havelange  
President of FIFA





## Introduction

There can be little doubt that throughout the World of Football, there is widespread agreement that one of the outstanding achievements of the FIFA, has been the extension and development of football education in almost every country in the world which encompasses all the member Associations of FIFA. Since the first tentative steps to establish a Technical Development Committee in the mid-sixties, together with the massive encouragement obtained from the FIFA/Coca-Cola Project One, followed by the success of the FIFA/Coca-Cola International Academies, which are still ongoing, the FIFA educational programmes have done much to raise the standards of technical progress of the game throughout the world.

As Chairman of the FIFA Technical Committee, I am convinced that the remarkable improvement in the technical standard of teams from the Third World countries, is due in no small measures, to the information and assistance obtained from these educational programmes and also from the great interest which FIFA takes in their promotion. I would claim too, that the production of technical study reports of the various FIFA football competitions has made a significant and constructive contribution.

For the recent Olympic Football Tournament, a FIFA team of qualified coaches was appointed as a Study Group, and its terms of reference consisted of making a close and even a critical analysis of the preparation, training, tactics and playing results of the competing teams. All the information from this study and the answers given to pertinent questionnaires by the Team Trainers/Managers, has been collated and studied so that the Technical Report of the Study Group can be regarded as being an authoritative football textbook, to be used as a manual for information, advice and instruction for all students of football.

I would, therefore, expect that National Football Associations will ensure that this Technical Study Report of the Olympic Football Tournament of the XXIII Olympiad is made available to all students of football in all the countries of the world.

I can recommend this Report with pride and confidence.

Harry H. Cavan  
Chairman — FIFA Technical Committee



## Preface

FIFA and the world of sports were equally surprised: the Olympic Football Tournament surpassed the keenest hopes and drew over 1.4 million spectators, making football the Number One sport yet again. Thus, FIFA saw that its special efforts had been well worth it. Besides organising an event taking place on the East and West coasts of an enormous continent, it had to replace three teams because some Associations stayed away shortly before the Tournament was due to start.

In a true sporting sense, the Olympic Tournament also offered some interesting novelties. The newly-defined "Olympic competitor" was not only a pioneering achievement of FIFA but also provided the Tournament with a large number of interesting players who, for the most part, were capable of determining the action.

As with every big tournament, one could detect new accents and trends in football played at the four venues in Pasadena, Palo Alto, Boston and Annapolis. This book should help pass on these technical and tactical aspects to interested parties. FIFA not only wants to thank all those who contributed towards the success of this work but also the American organisers who, with all the enthusiasm they invested in their teamwork with those responsible from FIFA, made the Olympic Football Tournament such an unforgettable event for everyone involved.

J. S. Blatter,  
FIFA General Secretary

## FIFA DELEGATION IN LOS ANGELES

Name	Title	Function in Los Angeles
Dr. Joao Havelange	FIFA President	FIFA President/IOC Member
Harry H. Cavan	Senior Vice-President	Technical Delegate
General Abdelaziz Mostafa	Vice-President	Disciplinary Committee
Guillermo Canedo	Vice-President	Disciplinary Committee
Dr. Viacheslav Koloskov	Vice-President	Technical Delegate
Lev Zarakhovich	Interpreter	
Tan Sri Hamzah	Vice-President	Disciplinary Co./IOC Member
Eduardo Rocca Couture	Vice-President	Disciplinary Committee
Rito Alcantara	Executive Committee	Technical Delegate
Abilio d'Almeida	Executive Committee	Technical Delegate
Necdet Cobanlı	Executive Committee	Organising Committee
Mohammed Jassem Saleh	Executive Committee	Organising Committee
Joseph S. Blatter	General Secretary	Head of FIFA Organisation
Ydnekatchew Tessema	Cont. Conf. President	Organising Co./IOC Member
Dr. Teofilo Salinas Fuller	Cont. Conf. President	Organising Committee
Joaquin Soria Terrazas	Cont. Conf. President	Organising Committee
Georges Favre	Amateur Committee	Organising Committee
Dr. Heinz Geroe	Amateur Committee	Organising Committee
Rene Hemmer Colmenares	Amateur Committee	Organising Committee
Dr. Franco Carraro	Amateur Committee	Organising Co./IOC Member
Gene Edwards	Amateur Committee	Organising Committee
Chen Cheng-da	Amateur Committee	Organising Committee
Jo van Marle	Amateur Committee	Organising Committee
Mircea Angelescu	Amateur Committee	Organising Committee
Alan Rothenberg	Amateur Committee	Football Commissioner LAOOC
Oh Wan-Kon	Amateur Committee	Org. Co. (co-opted Seoul 1988)
Dr. Ferdinand Hidalgo Rojas	World Cup Org. Co. 86	Disciplinary Committee
Horst R. Schmidt	World Cup Org. Co. 86	Technical counsellor FIFA
Javier Arriaga	Referees' Committee	
Nikolaj Latyshev	Referees' Committee	
Fernando Alvarez	Referees' Committee	
Roger Machin	Referees' Committee	
Adolfo Reginato	Referees' Committee	
Omar Sey	Referees' Committee	
Thomas Wharton	Referees' Committee	
Dr. Vaclav Jira	Technical Committee	Technical Study Group
Peter Velappan	Technical Committee	Technical Study Group
Jose Bonetti	Technical Adviser	Technical Study Group
Rene Huessy	Technical Adviser	Technical Study Group
Heinz Marotzke	Technical Adviser	Technical Study Group
Terry Neill	Technical Adviser	Technical Study Group
Walter Gagg	Head Technical Dpt	Technical Study Group
Erwin Schmidt	Head Finance Dept.	Finance
Liane Alban Teuscher	Head Promotion Dept.	Secr. President/Protocol
Helen Petermann	Executive Secretary	
Guido Tognoni	Press Officer	
Miguel Galan Torres	Assistant to Gen. Secr	Referees' Liaison Officer
Monique Banderet	Minutes Secretary	
Norma Kurmann	Secretary (Spanish)	
Ruth Hueppi	Secretary (Press)	
Irene Boehm	Secretary (TSG)	
Marie/Madeleine Uriacher	Secretary (President)	
Rudolf Kuhn	Driver (President)	



**Chapter 1**  
Preparing for the Olympic Football Tournament





### Official Figure: 5,797,923 Spectators

5,797,923 — These are the official figures of *paying spectators* at the 1984 Olympic Summer Games in Los Angeles supplied by the Organizing Committee. And these are the figures of the sports disciplines with the best spectator attendances:

Football	1,421,627
Athletics	1,129,463
Basketball	386,093
Cycling	317,000
Volleyball	300,825
Equestrian	282,158
Boxing	230,868
Land Hockey	142,495
Swimming	131,123



The 1984 Olympic Football Tournament has worthily kept up the series of its predecessors. The upward trend that began many years ago has continued growing and emphasized the importance of football on the Olympic programme.

Moreover, it considerably contributed towards spreading the Olympic idea on the entire North American continent, since it was the only sports discipline to stage its games in the East, far away from the West coast.

Particular mention should be made of two things that arose quite unexpectedly: the hardly imaginable enthusiasm of the spectators and the high standard of performance.



The American spectators discovered association football. The spectator count was high and grew from match to match so that new record numbers of visitors could be registered time and again. If the stadia had had an even greater holding capacity, they would have been filled too. But the attained figures made other sports disciplines pale in comparison. Top spectator figures were registered for football, thereby making it the No. 1 sport.

Hopefully, the Olympic Tournament will continue making football popular, especially in the USA. This way, it may fulfill a promotional task. With this wave of enthusiasm, the playing standard on the pitch rose as well. Thus, initial doubts arising with the withdrawal of some finalists were dissipated.

## **Preparing for the Olympic Football Tournament Phase 1**

One could gather from the questionnaires filled in by the teams involved that the time of entering for the Preliminary Competition matches of the Olympic Football Tournament did not correspond to the start of the teams' preparation.

Structurally-conditioned features and facts run just like a red thread through all preparatory measures. Moreover, these vary from Confederation to Confederation and are influenced by the respective organisation of a participating National Association.

Thus, specific reference will have to be made thereto from case to case in individual sections.

### 1. The time when players are selected for the Olympic team:

Three groups can be determined in the rough distribution of teams participating in the Olympic Tournament:

The first group consists of all those teams not differentiating between the national "A" team and their national Olympic team on the basis of the Eligibility Code.

a) Canada, Egypt, Costa Rica, Cameroon, Qatar, Saudi Arabia, Iraq, Morocco. Subject to certain restrictions, USA also figures here.

They belong to the Confederations of Africa, Asia and CONCACAF.

For the afore-mentioned, the Olympic Tournament represents another competition for national teams, ranking in importance between participation in the World Youth Championship and the respective continental championships.

All those countries to have been questioned always emphasize that the end target of preparations and plans of their national "A" teams is participation in the World Cup.

Special preparatory programmes seldom exist in the long term. Yet, growing importance is being paid to the Olympic Football Tournament. Thus, it is understandable that planning measures for the Olympic team are determined according to:

1. qualification
2. the Olympic Games.

Hence, one must differentiate between these two preparatory stages.

The first part depends on the qualifying system which varies from one Confederation to another.

While Asia and the CONCACAF region hold qualifying tournaments, African finalists are determined in home-and-away matches.

Already this system confirms the various forms of preparation.

In Asia and CONCACAF, one concentrates intensively on the tournament, while in Africa, the qualifying system demands steady capacity for performance over a longer period of time.

Of course, the players' actual training preparations and motivation depend on these organisational measures.

In the first case, one can proceed from a relatively uninterrupted preparatory stage during preparations for the Tournament. However, for the participating countries from Africa, these qualifying rounds are constantly interrupted by national and continental championship competitions on club and national team levels.

It is unrealistic to presume that said countries can maintain another team parallel to the "Olympic team". For this, the choice of good players is too limited. Moreover, every time the team participates in a competition, the urge to win at all costs is always present.

However, if a comparison is drawn between both afore-mentioned qualifying systems, the tournament form can assure that the time of qualifying represents a conclusion in preparations. The national coach knows he must get his team in shape by the date of the tournament. Thus, the first preparatory stage is defined and respective measures can be coordinated between interests of the Association and clubs.

Symptomatically, the same applies for the second preparatory stage which lasted from the time of successfully qualifying till the departure for the USA.

Yet, when matches are played on a home-and-away basis, there is a danger of the second preparatory stage being too short and passing directly over to final preparations, while the first phase cannot proceed smoothly owing to other competitions overlapping one another.

These aspects should be taken into consideration by the Confederations in their future plans. A second preparatory stage should last for at least six months so that players can prepare systematically. Unfortunately, with the respective dates of this Olympic Football Tournament, other time periods were abided by.



The African participants were known in February, whereas the representatives from CONCACAF and Asia were only revealed in April.

On taking a look at the second group of participating teams, a varying trend in preparations is revealed in connection with the team's structure.

In the first place, mention should be made of France and Yugoslavia. Although the eligibility procedure required a certain preselection of players, the team holds a certain position within the respective National Association clearly lying between the youth and national "A" team.


This results in the same target as with the teams listed under 1.

If the data on the preparatory time is compared with that of the first group, one can easily ascertain that a separate, long-term preparatory period cannot be discussed. However, the reasons for this are different. The Associations given above as examples are certainly structured and function within the framework of the Confederation in charge (here, UEFA).

With respect to preparations for the Olympic Games, one can best speak of mid-term planning, thereby meaning a period of nearly two years. If one takes the example of Yugoslavia, this team reflects the ideal image of an Olympic team, when taking various criteria into account: It consists of the following:

Diagram 1

Span of first phase (qualifying matches) till the qualification for the first round

	1982			1983				1984									
	Sep	Oct	Nov	Sep	Oct	Nov	Dec	Jan	Feb	Mar	Apr	May	Jun	Jul			
Brazil																	
Cameroon																	
Canada																	
Chile																	
Costa Rica																	
Egypt																	
France																	
Germany FR																	
Iraq																	
Italy																	
Morocco																	
Norway																	
Qatar																	
Saudi Arabia																	
USA																	
Yugoslavia																	



Having been determined by the varying forms of qualification in the Confederations, the deadlines for the final qualification were relatively late, i.e. between February and April. To this should be added the group of three countries that were only invited to participate in June 1984.

The period from February to July should be considered as sufficient time for final preparations, if other divergent interests of a specific nature had not arisen. Thus, the finalist countries had, for instance:

1. Continental championships still: Africa: Cameroon, Egypt.  
Europe: France, Germany FR, Yugoslavia
2. The continuation of the championship: Chile, Costa Rica, Canada, USA.
3. A late final qualification in April: Saudi Arabia, Iraq, Qatar.
4. Invited countries: Italy, Norway, Germany FR.

Only a few countries could go through systematic preparations to a great extent after their final qualification. This fact represented a great burden especially for the coaches, and was evident in practical training work as well as in motivation.

This theory appears to be confirmed after taking a look at the number of selected players. Talent-spotting only takes place rarely in such a vast sense. The players are well-known and some latecomers are never discovered in organised club/game activities.

Seen thus, the players' average age of 27 is not surprising. USA/Canada cannot figure under this category because of the size of these countries and the lack of infrastructure.

Thus, one can say that the participating Olympic team is a product of long-term planning which began with participation in the World Youth Championship. In the medium term, players could qualify for the Final Competition of the Olympic Football Tournament and some players may even continue developing and join the national team for the 1986 World Cup.

However, this point will be brought up again at another stage since it also applies to other Confederations in a reversed situation.

In spite of playing home-and-away matches, the first preparatory stage of these teams was less perturbed as was the case with Africa, for instance.

The UEFA Confederation had anticipated special dates on its skeleton schedule for this and other competitions in order to avoid overlapping interests.

All the same, the first preparatory phase was played at club level, though it consisted of occasional short encounters of teams prior to the match.

In the second preparatory phase, these players could not attend a training camp for a long period of time either, due to their being club members and hence, involved in championship fixtures of their National Association.

As a rule, short-term planning in the second phase is scheduled when a national championship is over. Here too, it would be commendable to qualify early for the Olympics, so that the team can be prepared better.


The outcome of the analysis of the 1982 World Cup was confirmed again, namely, that teams prepared in the short term in the second phase need the preliminary rounds of a tournament in order to form a unit.

One cannot expect to talk about medium-term preparations of the third group: those countries which were invited subsequently.

Although most belong to the group under item 2, it was clear in the last stage of the tournament that experience alone cannot endanger teams having gone through a preparatory stage, even if it was only a modest one.

Diagram 2

The three groups of participating teams. Group 1: no difference between national A team and Olympic team. Group 2: Olympic team as step between WYC and national A team. Group 3: invited teams (which would otherwise be included in Group 2).



Thus, it is not surprising that the teams that were invited did not get a medal, although especially Germany FR and Italy were often included among the favourites after having been appointed.

All three surely had the same conditions as the others during the first preparatory stage.

Thereafter, just like with Group 1, the daily football routine continued once the target was not attained.

When they were invited, the coaches were faced with psychological problems: motivation, and physical ones: preparing for a competition after a football season. This is where Germany FR and Italy failed.

## **Selection of Players**

The question of the number of players for the Olympic squad posed in connection with the time preparation of the players and teams comes to 24-28 players apart from certain countries.

Such data must always be seen in connection with the structure of an Association and the rank of the Olympic team.

In those countries where the national "A" team is identical to the Olympic selection, it is only natural that the squad is not bigger.

Why should additional players be invited when, as a rule, there is a homogeneous unity and a second team is not necessary just for participation in the Olympics?

Those countries have the same stock of players available for all international competitions. It is thus not surprising that these teams show a certain consistency which is often not shown in the results but bears fruit in the long term.

The same applies to well-structured countries with a comparably bigger squad of players. Structurally seen, when players are part of whole teams climbing from the lowest national teams to the Olympic team in this case, the circle of players who can be taken into consideration equally remains rather limited.

It is hardly possible for a talented player who had the chance of climbing from the rank of youth player to the youth team and then up to the Olympic team not to have been discovered at a previous stage.


Perhaps the player did not go through this development unsatisfactorily either. This fact may be connected to his practical and physical development in general. But he is not lost because he can always be recommended and prepare himself by a second means (club) and as the examples have shown, be designated on the Olympic team, where he encounters contemporaries from former youth teams.

Especially Canada and the host country, the USA have exceeded the limit of 24-28 players.

However, it should be pointed out that the geographical size of a country presents difficulties in the choice of players. Together with the size, infrastructural problems can also arise, which may make talent-spotting difficult.

Diagram 3

Range of players' squad

	1982				1983				1984								
	Sep	Oct	Nov	Dec	Sep	Oct	Nov	Dec	Jan	Feb	Mar	Apr	May	Jun	Jul		
Brazil																22-25	
Cameroon																28	
Canada								52									
Chile																25	
Costa Rica								30-35									
Egypt		22															
France								25									
Germany FR																	
Iraq																25	
Italy																24	
Morocco																22	
Norway																27	
Qatar																24	
Saudi Arabia																25	
USA																25-30	
Yugoslavia																24	

17

This can be remedied by uniformly organising club football for different age-groups and building up a circle of players at Association level by participation in the official FIFA competitions for the various age groups. This circle of players would advance from one development stage to another so that new players who are discovered can be considered as additions to the national team circle.

If one looks at the date of the players' selection, the time seems relatively short, since an Association has over 2 years for the selection and preparation of the team as the Olympics are every four years and participation should be worthwhile.

Two years clearly figure under mid-term planning. Why does one talk about long-term planning?

One should disassociate this term from the economic or political sense it is usually given since this would comprise time-periods of up to 5 years and over.

Seeing that the Olympic team is considered an intermediate stage, the notion of "long-term" can only be applied to the overall structure of an Association, i.e. from the "under-18" team up to the national selection.

If one looks at it from this angle, the dimensions match.

Youth team championships are "long-term", Olympics figure under "medium-term" while World Cups very often can be held to be "short-term".

As a rule, talented players are further encouraged from one level to another. There were numerous players from the World Youth Tournament in 1977 at the 1982 World Cup while players at the WYC in 1979/81 could be found again on the Olympic team.

Should the same countries qualify for the 1986 World Cup, we shall again find the same age-groups in the national A team, and 5-7 year long-term cycle thus closes.

As a result, the average age of the A team would drop and qualified youth players would already be applying for membership on the A team.

## **The Importance of the Structure of a Confederation and National Association for the Buildup of an Olympic Team**

Reference has been made repeatedly to the notion and necessities of structures in previous sections.

Superficially seen, these structures only represent an organisational/administrative framework and yet are indispensable for the practical work of a National Association.

The creation of football infrastructures depends on many factors and there is still a big step to take from being aware of their necessity to their actual realisation.

There are often practical reasons going against this aspect of football, which are the responsibility of the National Associations and Confederations.

The geographical situation of a Confederation or a National Association lies in top position.

1. The best plans can be ruined by large distances involving high travel costs.
2. However, mention should be made of other infrastructural measures in sports development here:
  - a lack in personnel infrastructure: trained organisers, administrators, coaches and referees,
  - a lack of playing fields and equipment.

The example of UEFA certainly cannot be generalized. Here we have clear reasons for the available infrastructure. Yet they offer encouragement to imitate UEFA.

The more differentiated and developed a Confederation's structure is, the more solid the team structure for the national "A" team will be.

This inevitably results in more stable performance which is reflected in success at the FIFA world competitions.

Thus, the creation of a rough structure according to the following example could be considered as a partial success:

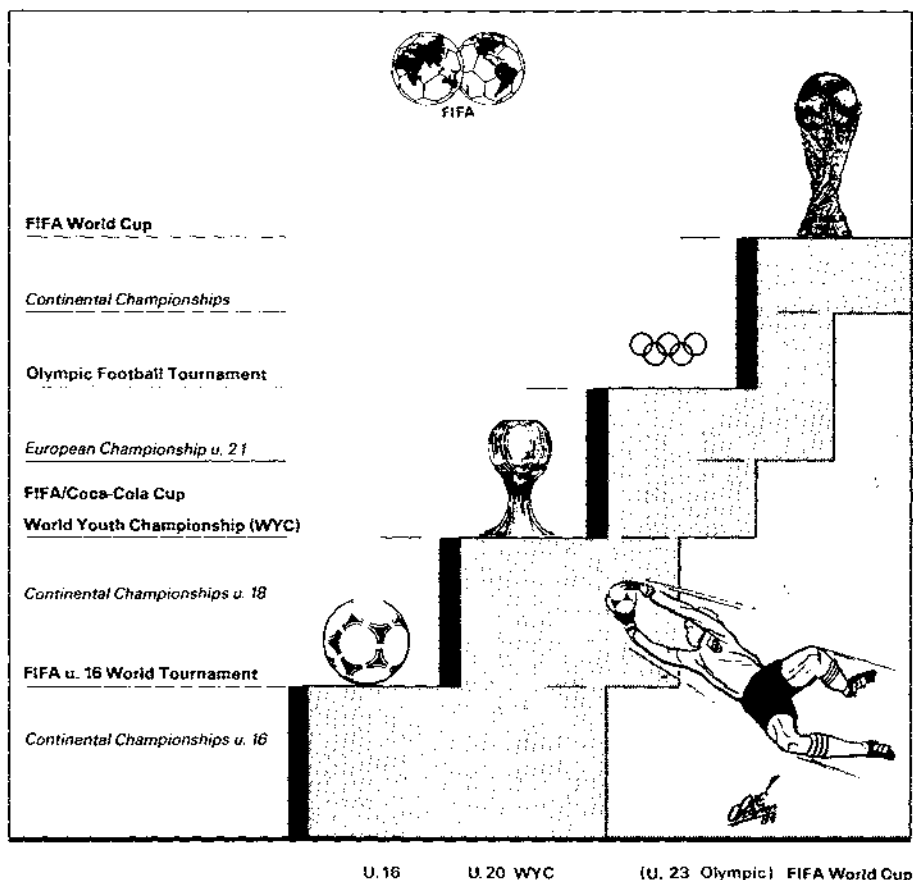


Diagram 4

The various championships of the continental Confederations represent an exemplary structural form especially in the youth sector, which is ideally adjusted to that of FIFA on a world football level.

With such a diagram, the status of an Olympic team is defined.

At nearly all the inquiries made, an international championship ranking between the World Youth Championship and the World Cup was considered necessary. It represents an important development stage for players and teams.



Only superstars (like Maradona, etc.) can make the jump from the international "under 19/20" team to the national "A" team. Most have a great deal of difficulties entering the "A" squad of a National Association.

Already the average age given in the 1982 World Cup Report speaks for this statement. There are many years of professional experience, training and knowledge confronting the youthful verve.

Moreover, national "A" teams are naturally not subjected to the same fluctuation as teams in a buildup or transitional stage. Once selected on the national "A" team, a player often has a 6-8 year career ahead of him.

However, the Olympic team is also important for countries without professional football. For the Association, team and players, it represents a development stage on the road to the World Cup, the proclaimed participation target of *all* National Associations.

It is not exaggerated to state that those countries having successfully participated in official FIFA competitions right from the start already predominate to a certain extent in their respective Confederation. This domination can last for years with players and team serving as models for the youth and positively influencing work with young talent in the clubs and the Association.

It is the whole team rather than the individual players that advances from one development stage to another. Theoretically, the next possible target can be predicted:

### **Participation in the World Cup**

The Olympic teams of Cameroon, Egypt and Qatar are prominent examples.

This consolidation of teams will advance further with the introduction of the FIFA World Tournament for Under-16 Players.

Inquiries made at the Olympic Games resulted in the following sports/infrastructural classification of the Olympic teams:

1. The team forms a link and serves to build up the national "A" team.
2. The team is the national "A" team. Participation within this framework is considered as a development stage for the next FIFA competition in rank, the World Cup.
3. The team was adjusted to success and built up according to the principle of aligning young, talented players and some older, experienced players.

## **Composition of the Olympic Selection Seen from the Angle of Age, Club Membership and International Experience**

Reference has often been made to the special rank of the Olympic team.

When ages are examined, such statements stand out all the more.

It was clear that the age was under the average age at the 1982 World Cup and hence, somewhere between that of the "Under 19/20" World Youth Championship and the World Cup.

Ideally, this resulted in an average age of approximately 22.6 years. This was only the case with the Yugoslav team. All the other teams were older, whereby a statement can again be made on the team's rating.

In those countries where the Olympic team represents a logical continuation of the Association's development stages, the average age will vary somewhere between that of the World Youth Championship and the World Cup.

In this connection, Yugoslavia has already been given as a typical example.

In those countries which have developed their football to include participation in the World Youth Championship, the average age is relatively low in spite of the fact that the Olympic and national "A" teams are identical. Here, one should not overlook the fact that the older players have been included on the team as stabilizing factors here and there.

Prominent examples are again Egypt, Qatar and Cameroon. It is important for the Olympic team that it has not yet got set in a tactical concept and that its playing style is more entertaining and attractive to the public.

Indeed, the leading teams in the Olympic Tournament showed tactical/technical weaknesses which will be dealt with in the analytical part. Differences also arose in the conduct towards the referee and in the taking of stationary balls.

Compared to the World Youth Championship in Mexico in 1983, many teams did not have the playful spirit of youth teams.

It was already pointed out in the Report on the 1983 World Youth Championship that talent-scouting should start at a very early period in the player's development.

Years ago, a youth player would be recommended for 1st Division clubs after playing in matches of the Association selection.

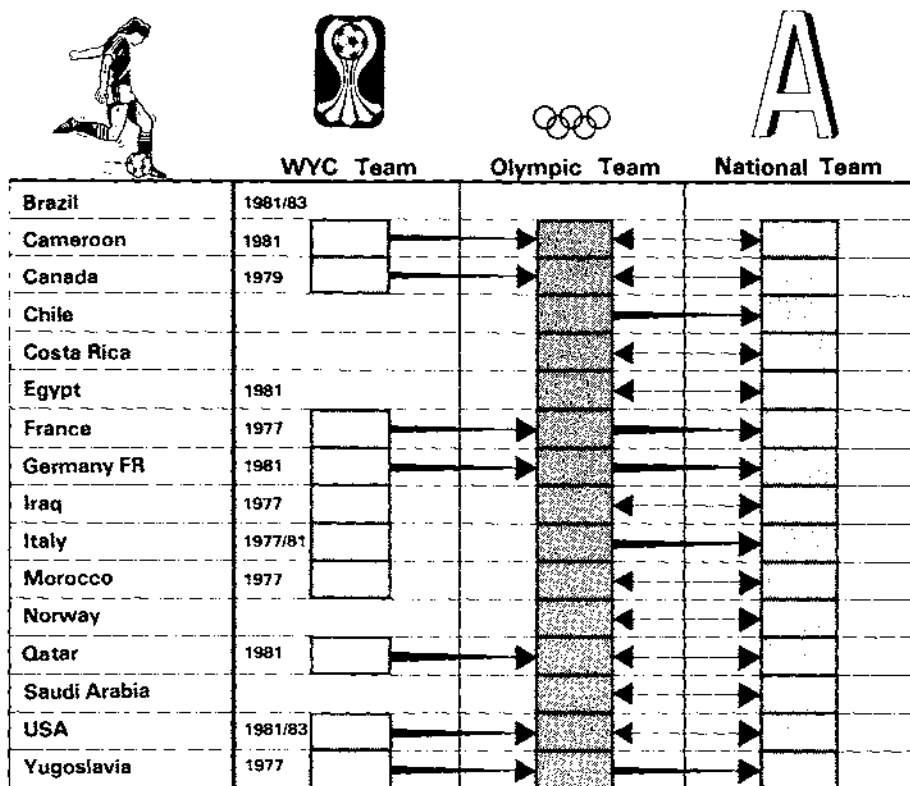


Diagram 5

Position and function of the Olympic team in the National Associations. Year of participation in the Final Competition of the WYT:WYC is also given

This change of trend was clear from investigations made at the 1983 World Youth Championship in Mexico, when over 90% of the players already belonged to their countries' big 1st Division clubs.

Investigations carried out on the Olympic teams could only confirm declarations and observations made earlier. All the players belonged to the highest playing category in their country.

Thus, experience shows that the player is more mature and performs better than expected. One tends to overlook other problems that may arise.

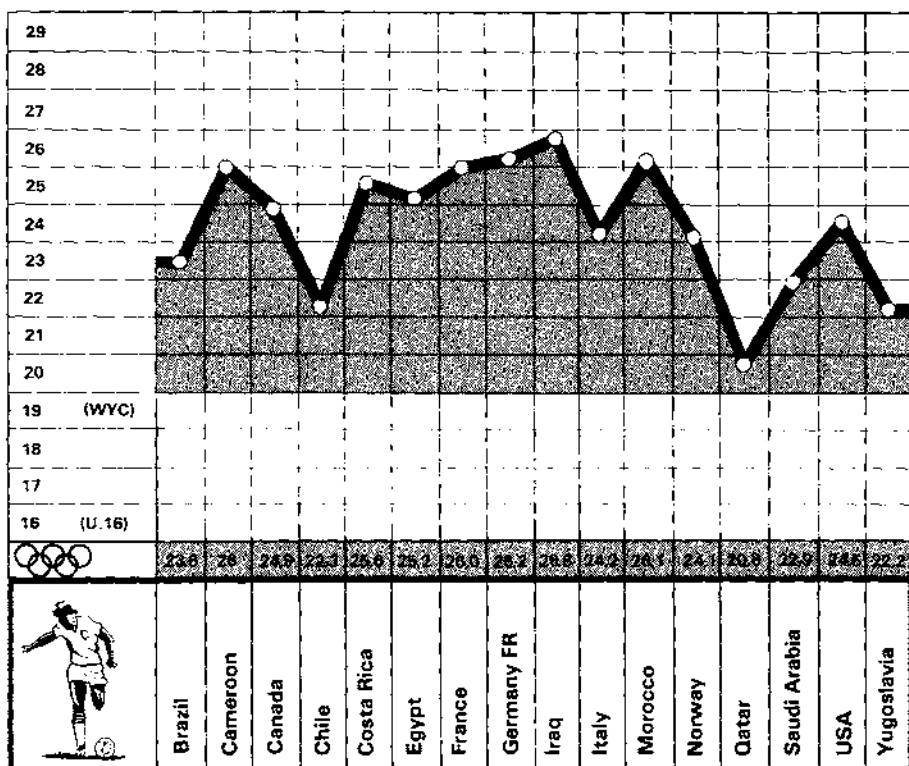
A youth player during the World Youth Championship did not have a determined position on his club team. He was principally a reserve player and not a leading element forming the game.

Freeing him for preparatory courses and the World Youth Championship was less problematic. Seen overall, preparations for international competitions were better. The teams played more homogeneously.

As a member of the Olympic team, a player's preparation was limited to training at club level. This conclusion applies to France as well as to Cameroon and Egypt.

Diagram 6

Average age of participating teams



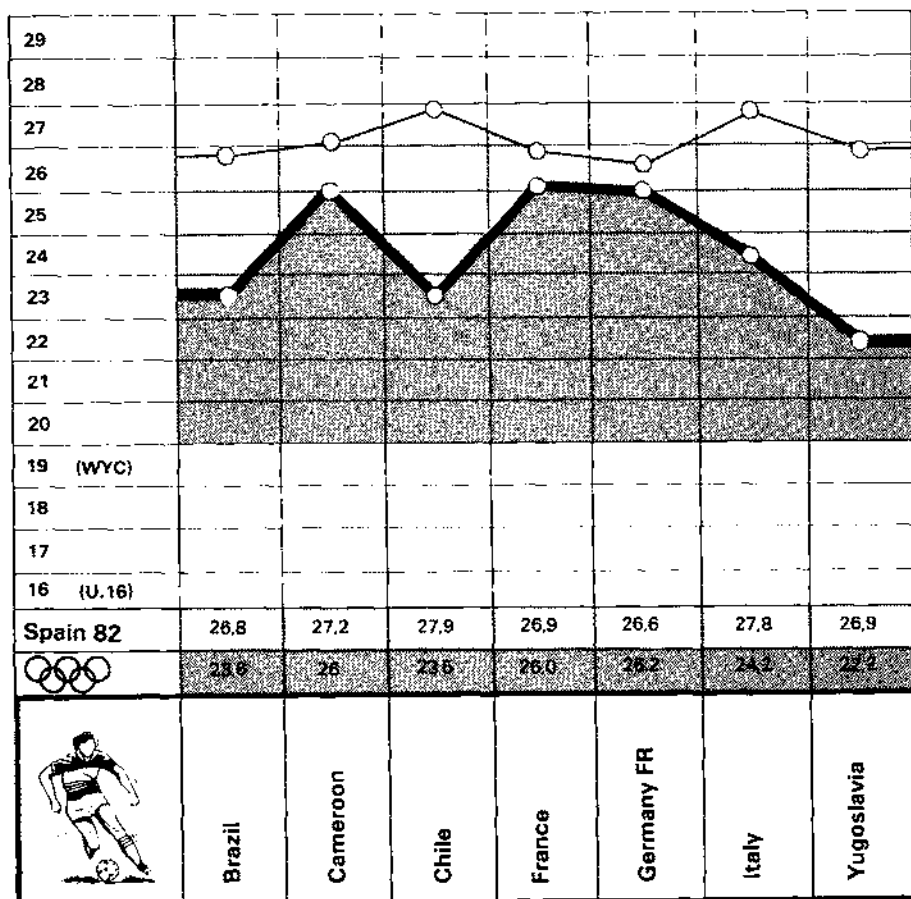
The vaster experience compared to the standard of the World Youth Championship selection is only reflected on the club team.

It is absurd to assume that a 27 or 28-year-old player, for instance, can automatically take on leadership qualities on the Olympic team. Had he shown these earlier on, he would certainly be a permanent member of the national "A" team and thus possibly not be qualified to participate in the Olympics as far as teams from the UEFA or CONMEBOL territories are concerned.

Belonging to 1st Division clubs is no longer a criterium and guarantee for experience and success at international level nowadays.

Diagram 7

Comparative age curve between 1982 World Cup and 1984 Olympics.





#### 4. Regional Tournaments such as

- |   |                               |
|---|-------------------------------|
| a) the Gulf Tournament:                               | Qatar<br>Saudi Arabia<br>Iraq |
| b) Mediterranean Games:                               | Morocco                       |
| Participation in international tournaments and tours: | USA                           |

On making a detailed analysis, it becomes evident that relatively few international friendly matches were concluded. This is surely an effect of the already busy schedule of national and international fixtures.

One can also criticize this positive assessment.

If one takes into account that besides national and international club competitions, the afore-mentioned official FIFA competitions as well as their Preliminary Competitions take place during the preparatory time and moreover, qualifying rounds must be organised for continental and regional championships, we are increasingly in danger of not having time available for preparing and teams are involved in games where they must win at all costs.

Especially the African and Asian Associations as well as CONCACAF are affected by this attitude. It will become increasingly difficult for coaches to motivate players afresh since with a long absence from home, they often have to confront social, religious and cultural characteristics of those countries.

It should be signalled here that the Arabian countries have stated on numerous occasions that their religious fasting time (Ramadan) did not allow them optimal time for physical preparation.

## **The 2nd Phase of Preparation for the Olympic Football Tournament**

### **Technical preparations related to the game**

With the host of afore-mentioned world, continental and regional competitions, it is getting more and more difficult for a National Association to adjust the year's schedule of fixtures to all events.

Indeed, it appears impossible to meet all demands. The answer can only lie with making restrictions oneself and concentrating on the main championships.

With the universal role played by football, it is only too understandable that with geographical/climatic differences, additional problems arise when determining international fixtures.

Summer and winter play just as important a role as dry and rainy seasons.

Reference has already been made to the division into 1st and 2nd preparatory stages.

While the first preparatory stage ends with a team qualifying, the second phase should start or smoothly resume from there.

However, in many National Associations, this ideal conception is confronted with the fact that club competitions are just reaching their peak at this stage or that it is still the middle of the season for the players.

With the Olympic players being greatly involved with their clubs, every request that the Association makes for their clearance clashes with the club's interests.

For most of the participating countries, the season finishes at the end of May, while departure for the Olympic Tournament is scheduled for mid-July.

All the same, it is illusory for one to think that coaches have 6 weeks available for preparing their team.

Actually, only a few teams had the opportunity of having an extensive 2nd preparatory phase.

1st Group: Germany FR, Norway and Italy were only invited to participate in June.

2nd Group: Canada, Chile, Costa Rica and USA were right in the middle of their season.

3rd Group: France, Germany FR and Yugoslavia were involved in the European Championship in June.



However, the remaining participating countries also stated that releasing their players was their No. 1 problem.

Players and teams from Qatar, Saudi Arabia, Iraq, Morocco and Cameroon were best prepared to go to the Olympic Football Tournament.

Their teams were assembled over a long period of time. They had regular training and travelled to competitions to play foreign opponents.

This produced a table which emphasizes the experiences gathered during the World Cup.

In many countries, players are assembled in one or more centres throughout the country once or twice a week during the second preparatory phase.


These meetings are held during the season so as to keep the team together and for tactical purposes.

Only just before departure, i.e. at the end of the second preparatory phase, a training camp takes place, lasting quite some time, i.e. from 6 days to 3 weeks.

Diagram 8

Training and intensity during preparatory phase for Final Competition

	Regular training in centres	Preparatory matures matches	Tours	Training camp prior to departure	Transit stay acclimatisation
Brazil	Club		2	2 weeks	
Cameroon				2 weeks	
Canada	2x2 weeks			4 weeks	
Chile				14 days	
Costa Rica					
Egypt			1	10 days	
France				6 days	
Germany FR	Limited because of invitation				
Iraq	2 days			3 weeks	
Italy	Limited because of invitation				
Morocco				10 days	
Norway	Limited because of invitation				
Qatar				Portugal	
Saudi Arabia			4	12 weeks	
USA			4	12 weeks	
Yugoslavia				12 days	



The pyramid contained in the Report on the 1982 World Cup refers to the constitution of the training period.

It also applies to this competition and well reflects the possibilities of the participating countries.

On the whole, one can conclude that the teams were not sufficiently prepared. This explains the performance level which cannot be compared to that of a World Cup. Indeed, one can also make reservations as to the World Youth Championship.

It is quite clear that the accent is otherwise laid at the World Cup than at the Olympic Football Tournament with regard to the preparation, build-up and mental attitude of the teams.

The following examples are evidence of this:

While Germany FR were beaten by the Algerian team at the World Cup, Saudi Arabia lost 0:6 to the German Olympic team whose performance standard was low.

The same can be said of Cameroon's performance where attitude and results varied. This could also apply to Kuwait's performance at the World Cup compared to that of its neighbour, Qatar at the Olympics.

Preparations for the World Cup—the top FIFA competition—are more intensive.

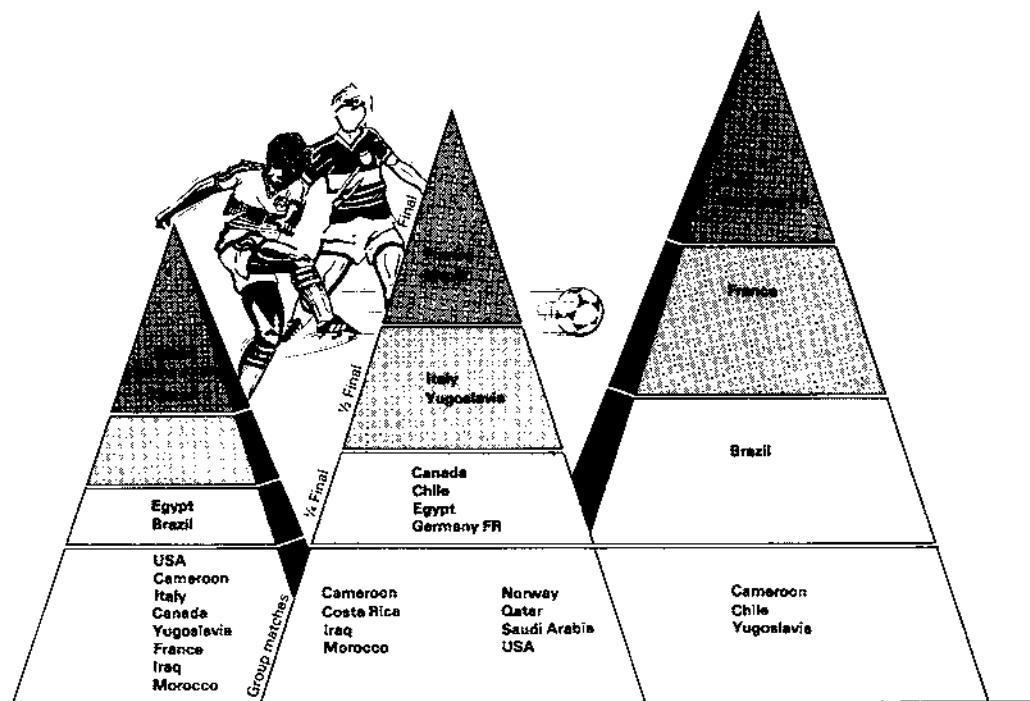
Since the best players are chosen in a country, one can expect better performance right from the start.

Furthermore, clubs at this level are readier to make concessions to the Association with regard to releasing their players.

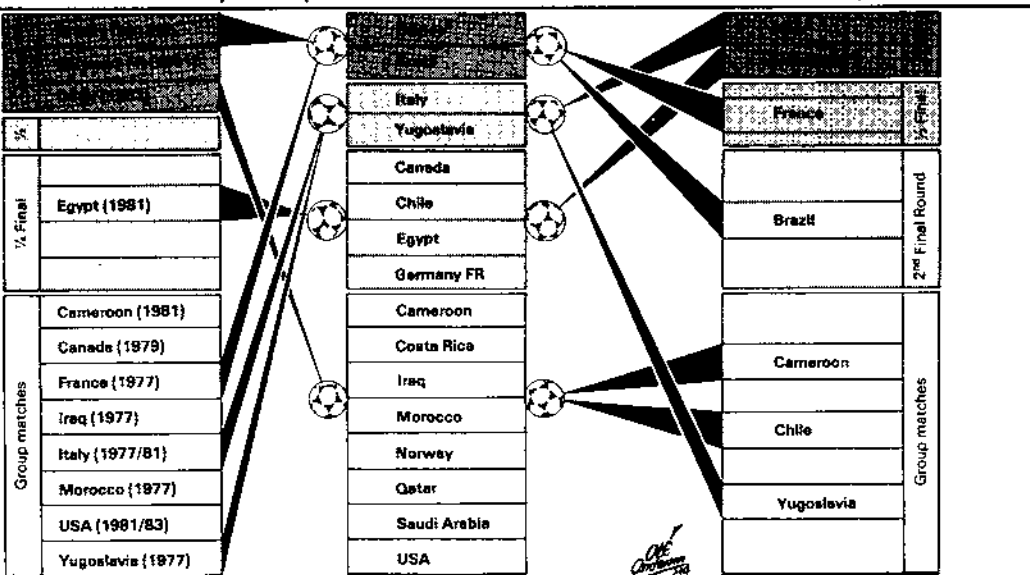
Players in the World Youth Championship are not regular club players. Thus, there are less objections made to their release. The coach of said selection also has more time at his disposal.

*Diagram 9*

*Performance pyramid as comparison among 1982 World Cup, 1984 Olympics and WYT WYC.*



FIFA/Coca-Cola Cup      Olympic      FIFA  
World Youth Championship      Football Tournament      World Cup



*ONE*  
COURTESY OF

As described in part I, the Olympic team is governed by specific rules, owing to its special position.

The players are all regular players on their club teams and are subjected to their club's performance cycle.

The club managers do not find a great deal of sense in releasing their players for this "in-between" team. This is a fact which considerably handicaps the work of the national coach. If, in the analysis of the World Cup, these problems of releasing top players from their clubs only applied to European countries, they concern all countries including those from Asia, Africa and CONCACAF, with regard to the Olympic teams.

The Olympic players are regular players of top clubs and play in all competitions of the Association, Confederation and FIFA, as the Olympic team is identical to the national "A" team.

Thus, a considerable share of preparations is allocated to the clubs in those countries.

The question as to the quality of club training is also raised in this connection. Only in countries with a less intensive sports infrastructure like Qatar, Saudi Arabia and Cameroon is a longer training period still possible.

The afore-mentioned countries that were entered later (namely, Germany FR, Italy and Norway) only joined the competition after following an intensive course, trusting that the nation's possible potential (in the clubs) would suffice.

## **Tests**

Wherever technical preparation is insufficient, it is not surprising that the same can be said of physical and medical tests. The coaches used the available time for building up their teams because this is where they saw the bigger problems. Moreover, it should be recalled that most of the teams had just concluded a tiring season. P.E. tests would only have confirmed a weak constitution of the players and there was little that the coach could do in the way of regeneration.

If one takes a look at the long list of injured players during the tournament, the inadequate medical checkups could be the explanation for this.

Moreover, it may come as a surprise to learn that some teams arrived in the USA without having any special physiotherapists and had to content themselves with a masseur from the entire Olympic representation of their country.

## **Match System and Formation**

In answer to the question on their match system, only a few cases came up with a 4-4-2 or 4-3-3 formation.

More often than not, this question was circumscribed with talk of compact style or offensive and defensive approach.

This tendency must be considered to be positive because the development of modern football reveals orientation according to general principles of the game.

More than ever before, today's teams are built up according to the sum total of possibilities of individual players in attack and defence or according to the tactical goal that has to be attained.

Comparing figures does not bring much if it is not accompanied by tactical principles and guidelines as well as technical and physical possibilities for organisation on the field of play.

A player's mental attitude to attack and defence bears a decisive influence on a team's formation.

However, since the teams did not get sufficient preparation, there were considerable weaknesses in the organisation on the field.

The forecasts made by the coaches on the teams' weak and strong points turned out to be correct and honest on the whole. We would like to thank them here for this.

<b>COUNTRIES</b>	<b>STRENGTHS</b>	<b>WEAKNESSES</b>
<b>Brazil</b>	not assessed	
<b>Cameroon</b>	constancy, harmony	newcomers on the Olympic scene
<b>Canada</b>	harmony, fitness	goal finish
<b>Chile</b>	enthusiasm at qualifying for A team, team game	lack of experience
<b>Costa Rica</b>	technique	lack of experience, weak at tussles
<b>Egypt</b>	harmony	lack of international experience
<b>France</b>	harmony	occasional tactical weaknesses
<b>Germany FR</b>	experience	timely preparation
<b>Iraq</b>	fitness	small forwards
<b>Italy</b>	experience	timely preparation
<b>Morocco</b>	technique	lack of international experience
<b>Norway</b>	morale, team spirit	problem of being pressed for time
<b>Qatar</b>	defence	lack of concentration
<b>Saudi Arabia</b>	attack and enthusiasm	defence
<b>USA</b>	harmony	lack of experience
<b>Yugoslavia</b>	technique	motivation, fitness, concentration

The forecasts made on weak points were especially interesting as they were often far more specific. Particular weak points were:

- Weak defence
- Lack of physical strength
- Lack of concentration
- Lack of experience

## **Arrival in the USA**

Apparently all the teams arrived rather late for the Tournament. There must have been various reasons for this.

1. Contrary to the World Youth Championship in Mexico (altitude), there were no major climatic problems in the USA apart from the time difference to Europe and Asia.
2. The players were still involved in championship competitions or in the European Championship.
3. Only countries like Qatar, Iraq, Egypt, Morocco, Saudi Arabia and Cameroon arrived comparatively early.

However, the early arrival seems to have had rather a negative effect, because a detour through other countries was involved. This prolonged the players' absence from home and did not always have a positive effect on their mental state.

The alignment and personal structure of the Olympic team as handled in the previous section did not give rise to any surprises in the football-technical analysis.

This is true all the more so as most teams were prepared by the same coaches.

For many decades, the World Cups have been known to lead the way in the modern development of football in the tactical, technical and fitness sectors.

The trends dealt with in the 1982 World Cup Report were confirmed by the 1983 World Youth Championship in Mexico and again by the Olympic Tournament.






Diagram 10

Arrival of the teams in the USA.



## Chapter 2



Analysis of the Olympic Football Tournament and the Teams



# Games of the XXIIIrd Olympiad Los Angeles 1984

FIRST ROUND	No.	TEAMS	VENUE	TIME	RESULT
Sunday 29. 7.	1	Norway v. Chile	Boston	19.00	: ( : )
	2	France v. Qatar	Annapolis	19.00	: ( : )
	3	USA v. Costa Rica	Palo Alto	19.00	: ( : )
	4	Italy v. Egypt	Pasadena	19.00	: ( : )
Monday 30. 7.	5	Canada v. Iraq	Boston	19.00	: ( : )
	6	Yugoslavia v. Cameroon	Annapolis	19.00	: ( : )
	7	Germany FR v. Morocco	Palo Alto	19.00	: ( : )
	8	Brazil v. Saudi Arabia	Pasadena	19.00	: ( : )
Tuesday 31. 7.	9	Norway v. France	Boston	19.00	: ( : )
	10	Chile v. Qatar	Annapolis	19.00	: ( : )
	11	Egypt v. Costa Rica	Palo Alto	19.00	: ( : )
	12	Italy v. USA	Pasadena	19.00	: ( : )
Wednesday 1. 8.	13	Cameroon v. Iraq	Boston	19.00	: ( : )
	14	Yugoslavia v. Canada	Annapolis	19.00	: ( : )
	15	Germany FR v. Brazil	Palo Alto	19.00	: ( : )
	16	Morocco v. Saudi Arabia	Pasadena	19.00	: ( : )
Thursday 2. 8.	17	Qatar v. Norway	Boston	19.00	: ( : )
	18	Chile v. France	Annapolis	19.00	: ( : )
	19	Egypt v. USA	Palo Alto	19.00	: ( : )
	20	Costa Rica v. Italy	Pasadena	19.00	: ( : )
Friday 3. 8.	21	Cameroon v. Canada	Boston	19.00	: ( : )
	22	Iraq v. Yugoslavia	Annapolis	19.00	: ( : )
	23	Saudi Arabia v. Germany FR	Palo Alto	19.00	: ( : )
	24	Morocco v. Brazil	Pasadena	19.00	: ( : )
CLASSIFICATION	Group A		Group B		
	1.		1.		
	2.		2.		
	3.		3.		
1/4-Finals	25	D/1 v. A/2	Palo Alto	19.00	: ( : )
	26	A/1 v. D/2	Pasadena	19.00	: ( : )
	27	C/1 v. B/2	Palo Alto	17.00	: ( : )
	28	B/1 v. C/2	Pasadena	19.00	: ( : )
SEMI-FINALS	29	26 v. 28	Pasadena	19.00	: ( : )
	30	25 v. 27	Palo Alto	20.30	: ( : )
3rd PLACE	31	Loser 29 v. Loser 30	Pasadena	19.00	: ( : )
FINAL	32	Winner 29 v. Winner 30	Pasadena	19.00	: ( : )







## Group A

Chile

France

Norway

Qatar

## Chile



### Preview on Chile

The Chilean team had a hard path to follow in qualifying for the Olympic Games.

First of all, pre-qualification had to be attained in a sub-group, which was the case with two draws scored.

The Chileans were fortunate again with the same number of points at the final qualifying round for Los Angeles. Having the same number of points as Paraguay, Chile managed to qualify for the Olympics behind Brazil with a goal deciding their final qualification.

The team's performance was thus subject to severe criticism and at a certain time, their withdrawal from the Olympic Football Tournament was even envisaged.

Thus, Chile's hopes were modest and they were content with reaching the second round.

Venezuela v. Chile	0:1 (0:0)
Paraguay v. Chile	0:0
Ecuador v. Chile	0:2 (0:1)
Chile v. Paraguay	2:3 (1:2)
Brazil v. Chile	3:2 (1:0)

No	Player	Age	WYC		Match 1	Match 2	Match 3	¼ Final
1	Furniel	28						
2	Ahumada	24						
3	Mosquera	25						
4	Martinez	25						
5	Contreras	23						
6	Hisis	22						
7	Nuñez	24						
8	Vera	21						
9	Santis	26						
10	Marchant	23						
11	Olmos	22						
12	Toledo	22						
13	Perez	19						
14	Pacheco	25						
15	Ramos	26						
16	Baeza	22						
17	Figueroa	22						
	Average Age	22.3			23.8	23.8	23.7	24.0

### Chile's Group Conclusion

Chile were not deceiving within their group as one may have concluded from the previous criticism of the team. The team management succeeded in stabilizing the team's performance and with the support of a strong defence, where goalkeeper Furniel played a predominant role, they got the necessary amount of points in order to reach the important second position in the group.

The weakness in attack, which was already outlined in the Preliminary Competition and could not be eliminated during the preparatory stage, was conspicuous.

This is all the more amazing as with an average age of only 23.5 years, the team should have had enough of its own energy in order to play more aggressively.

Its incapacity at scoring any goals was the major handicap of this team on its long itinerary during the Olympic Football Tournament

Group Results

Match 1  
Norway  
0 0

Match 2  
Qatar  
1 0

Match 3  
France  
1 1



## France



### Preview on France

Great expectations were placed in the Olympic Games with the excellent performance of the French team in the 1982 World Cup. However, the European rivals whom they faced in the qualifying round were very strong. The team was composed of an excellent mixture of young, talented players and older, experienced ones. Indeed, the overall picture of the team also reflects a position between the Under-21 national youth team and the national "A" team.

After Germany FR were beaten in 2 decisive matches -- 1:1 in the first and 0:1 in the second respectively -- the French team appeared to be a serious contender for one of the Olympic medals.

France v. Spain	3 1 (1 1)
Spain v. France	0 1 (0 0)
France v. Belgium	2 0 (2 0)
Belgium v. France	1 1 (0 1)
France v. Germany FR	1 1 (1 0)
Germany FR v. France	0 1 (0 0)

No	Player	Age	WYC		Match1	Match 2	Match 3	½ Final	½ Final	Final
1	Rust	31								
2	Ayache	23								
3	Bibard	26	1977							
4	Bijotat	23								
5	Brisson	30	1977							
6	Cubaynes	28								
7	Garande	24								
8	Jeannot	26	1977							
9	Lacombe	29								
10	Lemoult	24								
11	Rohr	23								
12	Senac	26								
13	Thouvenel	26								
14	Touré	23								
15	Xuereb	25								
16	Zanon	24								
17	Bensoussan	30								
	Average Age	26,0			25,7	26,2	26,1	25,6	25,4	26,0

### France's Group Conclusion

After initial difficulties, the French team slowly rose to its awaited performance and justified its favourite role in that group.

However, its group victory could not disguise the team's clear weaknesses.

The defence's vulnerability was just as evident when they played against weak opponents as was their tactical incapacity at playing against teams which were strong in their defence.

In most matches, the French concentrated their play too much on midfield, where there was not enough space available for the talented players, as especially Touré.

All the same, thanks to the experience and spirit of its players, the team could overcome critical situations now and then.

However, if they became aware of the above-mentioned weaknesses and concentrated more seriously, they were expected to make their way in the Tournament.

Group Results

Match 1

Qatar

2:2

Match 2

Norway

2:1

Match 3

Chile

1:1

## Qatar



### Preview on Qatar

The Qatar team had a difficult path to follow as their immediate neighbours had to be eliminated in a pre-qualifying round, before the pipe dream for the Olympics could be materialized.

However, the team developed in the course of the competition and its performance stabilized itself in Asia's final qualifying round, when they did not lose any game and became group winners ahead of Iraq.

It was noticeable that the team only conceded one goal in four matches, which is a sign of this team's strength at the same time.

Based on their defence, Qatar hoped to reach the second round of the Olympic Football Tournament.

### First Round

Qatar v. Jordan	2:1 (1:1)
Kuwait v. Qatar	2:2 (1:1)
Jordan v. Qatar	0:0 (0:0)
Syria v. Qatar	1:1 (1:0)
Qatar v. Kuwait	0:0 (0:0)
Qatar v. Syria	1:0 (0:0)

### Final Round

Qatar v. Malaysia	2:0 (0:0)
Thailand v. Qatar	0:1 (0:0)
Qatar v. Iraq	2:0 (1:0)
Qatar v. Japan	2:1 (1:0)

No	Player	Age	WYC		Match 1	Match 2	Match 3
1	Younis Lari						
2	Mohd Deham Al Sowa		1981				
3	Sultan Waleed						
4	Yousuf Al Adsani						
5	Mubarak Al Ali						
6	Faraj Al Mass						
7	Mubarak Suwaide						
8	Mohd Al Ammari						
9	Ahmad Al Majed						
10	Mubarak Al Khater						
11	Salem Mehaizaa						
12	Ali Al Sadah		1981				
13	Adel Malalla		1981				
14	Ibrahim Ahmad		1981				
15	Mansoor Bakheet						
16	Khalid Al Mohamedi		1981				
17	Issa Al Mohamadi						
	Average Age						

### Qatar's Group Conclusion

In spite of the last round, Qatar performed well in this Group and served as good representatives of Asian football. Their victory over the Olympic favourites, France, in the first round, drew people's attention though this strong performance against supposedly weaker competitors could not be repeated.

The young team had been built up according to a planning concept over a long term which had been remarked in 1981 already in the framework of the World Youth Championship when Qatar only lost the Final against Germany FR. However, this team was overtaxed at the Olympic Football Tournament.

Their first appearance on a world scale was too early. The players could not adjust to the difficult playing rhythm. One day's rest was not enough to compensate for loss in body substance.

However, one may hope to see the team again as its average age is rather low.

Group Results

Match 1  
France  
2:2

Match 2  
Chile  
0:1

Match 3  
Norway  
0:2

## Norway



### Preview on Norway

It is a known fact that Norway was invited to participate in the Olympic Football Tournament in Los Angeles when DDR withdrew.

In their qualifying group, Norway had to play the teams from Denmark, Finland, Poland and DDR. The latter became first in this group just ahead of Poland and Norway were third with the same number of points though a better goal difference ahead of Denmark. In the eight qualifying matches, the Norwegians got a total of six points, a victory, four draws and three defeats.

Denmark v. Norway	2:2 (1:0)
Finland v. Norway	1:1 (1:1)
Norway v. Poland	0:1 (0:0)
Norway v. Denmark	1:1 (1:1)
Norway v. Finland	4:2 (3:1)
Norway v. GDR	1:1 (0:0)
Poland v. Norway	1:0 (0:0)
GDR v. Norway	1:0 (1:0)

No	Player	Age	WYC		Match 1	Match 2	Match 3
1	Thorstve dt	22					
2	Fjaelberg	25					
3	Kojedal	27					
4	Torbjorn Eggen	24					
5	Sireva	29					
6	Ahlsen	26					
7	Mordt	19					
8	Herlovsen	25					
9	Gran	26					
10	Sundby	24					
11	Kollshaugen	28					
12	Rise	24					
13	Vaadal	24					
14	Johansen	22					
15	Berg	19					
16	Krogseter	24					
17	Seland	21					
	Average Age	24,1			24,1	24,0	23,5

### Norway's Group Conclusion

Norway were one of the fittest teams in the group and had a high morale. They were always willing to go forward to achieve a result. However, partly due to some less than accurate play and touch in the last third, they were eliminated. Having been invited to participate in the competition at a late stage, Norway had little time to prepare. Nevertheless, they greatly contributed to the entertainment in this group.

Group Results

Match 1

Chile  
0-0

Match 2

France  
1-2

Match 3

Qatar  
2-0

**1 29.7. 19.30 Boston Norway v. Chile 0:0**

*Norway:* 1 Thorsvedt, 2 Fjaellberg, 3 Kojedal, 4 Eggen, 6 Ahlsen, 8 Herlovsen, 9 Gran, 10 Sundby, 14 Johansen, 16 Krogsaeter, 17 Soland (79 min 13 Vaadal)

*Chile:* 1 Fournel, 2 Ahumada, 3 Mosquera, 4 Martinez, 5 Contreras, 6 Hiris (65 min 10 Marchant), 8 Vera (77 min 15 Ramos), 9 Santis, 11 Olmos, 16 Baeza, 17 Figueroa

- |  |  |                         |
|--|--|-------------------------|
| a)   |  | a) Goals                |
| b) Socha (USA) / Barbaresco (Italy), Ramcharan (Trinidad Tobago) |  | b) Referee and Linesmen |
| c) Norway, 12 min No. 14 Johansen, Chile / 3 min No. 4 Martinez  |  | c) Cautions             |
| d) -   |  | d) Expulsions           |
| e) Norway: Tor Rueste Fossen; Chile: Pedro Morales Torres        |  | e) Team Coaches         |
| f) 25,000  |  | f) Spectators           |

*Right from the start of the game, Chile got onto the attack and tried to force an early decision. In the first round, the Norwegian team had a very tight defence and could avoid goals from the attacking Chileans. As time passed, Norway played better from the defensive, also hit the goalpost and prepared several good shots at goal mainly proceeding from the second row.*

*Norway principally remained in possession of the ball in the second half as well and the quality of their play improved compared to the first half. All the same, any skilful play came to an end in the Chilean penalty-area. Chile kept to their defence in the second half and aimed at success with counter-attacks.*

*The Chilean goalkeeper, Fournel, considerably contributed towards the goalless conclusion of the game.*

**2 29.7. 19.30 Annapolis France v. Qatar 2:2 (1:0)**

*France:* 1 Rust, 2 Ayache, 3 Bibard, 12 Senac, 13 Thouvenel, 4 Bijotat, 9 Lacombe, 14 Touré, 7 Garande, 15 Xuereb, 16 Zanon

*Qatar:* 1 Lari, 2 Al Sowaidi, 13 Malalla, 5 Al Ali, 6 Al Mass, 10 Al Khater, 17 Al Mohamadi, 12 Al Sadah (89 min 11 Mehaizaa), 14 Ahmad, 15 Bakheet, 16 Al Mohamedi

- |   |
|---|
| a) 1:0 - 43 min 7 Garande (France); 1:1 - 55 min 16 Al Mohamedi (Qatar); 1:2 - 60 min 16 Al Mohamedi (Qatar); 2:2 - 61 min 15 Xuereb (France) |
| b) Arppi (Brazil) / Sano (Japan), El Din (Egypt)  |
| c) France: 66 min No. 4 Bijotat, 75 min 12 Senac; Qatar: 11 min 14 Ahmad  |
| d) -  |
| e) France: Henri Michel, Qatar: Demacedo Evaristo   |
| f) -  |

*There were no highlights in the rather monotonous first half because neither of the teams took any risks and concentrated on keeping possession of the ball.*

*In spite of obvious advantages on the field, the French did not manage to penetrate the defence of the Qataris operating with the offside trap. Only when they got stronger and began attacking over the wings did they get any chances to score, thereby making 1-0.*

*Changing tactics in the second half, Qatar's defence got more aggressive and steady, they began attacking with two forwards instead of one and played with a sweeper.*

*Thus, not only was the French advance equalized, but Qatar deservedly got into the lead, whereby the French defence did not seem that good with the counter-attacks.*

*Now seeming more aggressive, the French got an equalizer over the wing after a free-kick.*

*Qatar remained dangerous right until the end, while France slackened. Both teams drew, which was a fair result, so that hopes could not be met especially with regard to France.*

**9 31.7. 19.00 Boston Norway v. France 1:2 (1:1)**

*Norway*: 1 Thorstvedt, 2 Fjælberg, 3 Kojedal, 4 Eggen, 7 Mordt, 6 Ahlsen, 8 Herlovsen, 10 Sundby, 11 Kollshaugen (67 min 14 Johansen), 16 Krogsaeter (83 min 15 Berg), 17 Seland

*France*: 1 Rust, 2 Ayache, 8 Jeannot, 12 Senac, 13 Thouvenel, 4 Bijotat, 9 Lacombe, 10 Lemoult, 5 Brisson (83 min 6 Cubaynes), 14 Touré (75 min 11 Rohr), 15 Xuereb

- a) 0:1 - 5 min 5 Brisson (France); 1:1 - 33 min 6 Ahlsen (Norway); 1:2 - 56 min 5 Brisson (France)  
 b) Roth (Germany FR) / Dias (Colombia); Kalombo (Malawi)  
 c) Norway: 77 min 4 Eggen  
 d) - -  
 e) Norway: Tor Roeste Fossen; France: Henri Michel  
 f) 27.832

*The performance of both teams during the first half was excellent because they both played on the offensive. The good fighting spirit of the Norwegians contributed towards checking the action of the technically more mature and agile French team. Their attacking play produced a large number of scoring chances so that they could easily have led by more than 3.0 at half-time.*

*The second half began in the same way as the first ended with brilliant football and the impressive fighting spirit of the Norwegians. This forced the French to become defensive at times. With their afore-mentioned technique and good fighting performance, France could then make the game end in their favour*

**10 31.7. 19.00 Annapolis Chile v. Qatar 1:0 (0:0)**

*Chile*: 1 Furiel, 2 Ahumada, 3 Mosquera, 4 Martinez, 5 Contreras, 6 Hsis, 10 Marchant, 11 Olmos, 15 Ramos, 16 Baeza (69 min 7 Nuñez), 17 Figueroa (46 min 9 Santis)

*Qatar*: 1 Lari, 2 Al Sowaidi, 15 Bakheet, 16 Al Mohamedi (75 min 11 Mehaizaal); 10 Al Khater, 12 Al Sadah, 5 Al Ali, 13 Malalla, 14 Ahmad, 17 Al Mohamad, 6 Al Mass

- a) 1:0 - 52 min 16 Baeza (Chile)  
 b) Siles (Costa Rica) / Keizer (Netherlands); Bellion (USA)  
 c) Chile: 68 min 16 Baeza; Qatar: 14 min 17 Al Mohamad  
 d) - -  
 e) Chile: Pedro Morales Torres; Qatar: Demacado Evaristo  
 f) 14.508

*This game was ruled by a tactical concept to a great extent, reaching the 'A' finals*

*Thus, one can understand that both teams wanted to avoid taking any risks and to act from the defensive*

*After some slight advantages for Qatar at the start, the game became mediocre. The high number of bad passes and lost balls was typical of the players' nervousity. By increasing their speed and efforts, Chile aimed at a speedy decision in the second half, thereby contributing towards the game's noticeable improvement. When Chile got into the lead after a corner-kick followed by a confusing scene in the goal area, the decision had already been taken.*

*In spite of good possibilities for both teams, neither of them managed to improve results. A good share of the close yet well-earned victory of the Chileans was due yet again to their excellent goalkeeper who could also foil the Qataris' best and most difficult shots.*



**17**      **2.8.**      **19.00**      **Boston**      **Qatar v. Norway**      **0:2 (0:1)**

*Qatar:* 1 Lan, 2 Al Sowaidi, 3 Waleed, 5 Al Ali, 6 Al Mass, 8 Al Ammari, 10 Al Khater, 12 Al Sadah (83 min 14 Ahmad), 13 Malalla, 15 Bakheet, 17 Al Mohamadi

*Norway:* 1 Thorstvedt, 2 Fjælberg (46 min 9 Gran), 3 Kojedal, 4 Eggen, 7 Mordt, 6 Ahlsen, 8 Herlovsen, 10 Sundby, 13 Vaadal, 14 Johansen, 17 Seland (37 min 16 Krogsaeter)

- a) 0:1 – 21 min 13 Vaadal (Norway); 0:2 – 52 min 13 Vaadal (Norway)
- b) Kalombo (Malawi) / Roth (Germany FR), Diaz (Colombia)
- c) Qatar: 21 min 10 Al Khater, 26 min 13 Malalla, 84 min 8 Al Amman; Norway: 44 min 13 Vaadal, 52 min 6 Ahlsen
- d) Qatar: 40 min 10 Al Khater, 55 min 17 Al Mohamadi
- e) Qatar: Demacedo Evaristo, Norway: Tor Rueste Fossen
- f) 17, 529

*Both teams showed signs of tiredness resulting in poor ball control and bad physical shape. Being mentally and physically stronger on the whole, Norway dominated. Qatar had bad luck when a penalty was omitted.*

*The game was unnecessarily tough and none the better in the second half. Seen overall, the Norwegian team was better organised, played with more discipline and so deserved the 2:0 victory.*

**18**      **2.8.**      **19.00**      **Annapolis**      **Chile v. France**      **1:1 (1:0)**

*Chile:* 1 Farniel, 2 Ahumada, 3 Mosquera, 4 Martinez, 5 Contreras, 6 Hiss, 9 Santis, 10 Marchant (55 min 8 Vera), 11 Olmos, 15 Ramos (55 min 17 Figueroa), 16 Baeza

*France:* 1 Rust, 2 Ayache, 8 Jeannot, 12 Senac, 13 Thouvenel, 4 Bijotat (77 min 11 Rohr), 9 Lacombe, 10 Lemoult, 14 Touré, 5 Brisson, 15 Xuereb

- a) 1:0 – 5 min 9 Santis (Chile), 1:1 – 50 min 10 Lemoult (France)
- b) Keizer (Netherlands); / Sites (Costa Rica), Bellion (USA)
- c) France: 34 min 2 Ayache
- d) —
- e) Chile: Pedro Morales Torres, France: Henn Michel
- f) 28, 114

*One tends to say that the French team did not learn anything from the match against Qatar: they played dully and did not know how to get at the Chilean team. Instead of playing over the wings, they looked for a difficult way down the middle.*

*The French got more confused with Chile's early goal and the favourites did not seem to know how to cope with this psychological burden. Instead of being inspired from the "A" team's success as European champion, the Olympic team played arrogantly and unimaginatively.*

*Chile skilfully defended the goal they had scored thanks to their secure defence where again, goalkeeper Farniel excelled.*

*The lecture at half-time worked wonders on the French team and at long last they showed a tactical concept at least for a short while. This resulted in an equalizer 1:1.*

*Thereby having qualified for the second round, both teams' action weakened more and more. Neither of the teams wanted to take a risk, though it must be said for the Chileans that they did at least try to improve the result.*

### Commentary on Group A

As is clearly evident from the group classification: the 4 teams were equally strong. Thus, the sequence of games was certainly of decisive importance. France were clear favourites at the Tournament, whilst Chile's classification came as an agreeable surprise. Norway were popular thanks to their good and fair style of playing. Qatar were especially pleased about the draw they made against the subsequent winners of the Tournament, France.

Match No. 1	Norway	- Chile	0:0	
Match No. 2	France	- Qatar	2:2	(1:0)
Match No. 9	Norway	- France	1:2	(1:1)
Match No. 10	Chile	- Qatar	1:0	(0:0)
Match No. 17	Qatar	- Norway	0:2	(0:1)
Match No. 18	Chile	- France	1:1	(1:0)

1. France	3	1	2	-	5: 4	4
2. Chile	3	1	2	-	2: 1	4
3. Norway	3	1	1	1	3: 2	3
4. Qatar	3	-	1	2	2: 5	1
	12	3	6	3	12:12	12

FRANCE and CHILE qualified for ¼ Finals.

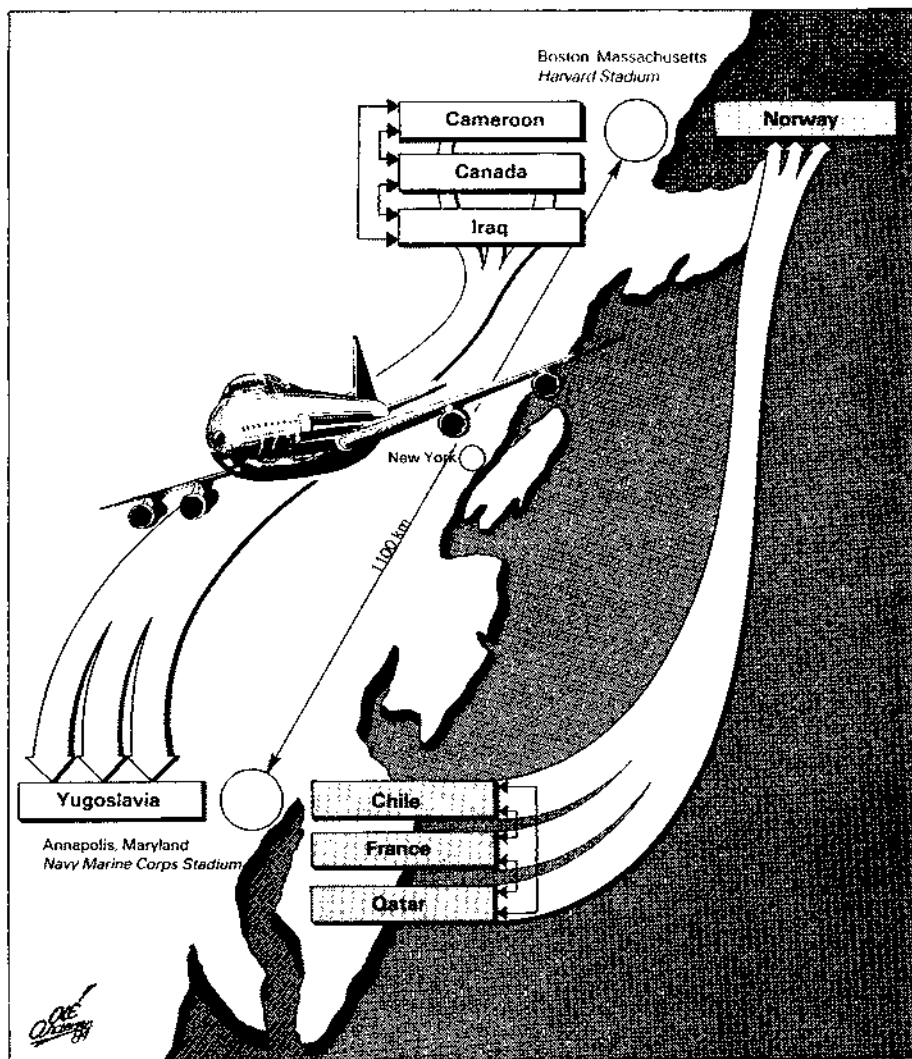



Diagram 12

Both Norway and Yugoslavia played their group matches at the venue where they were staying. The three respective group opponents thus had to play one match against Norway or Yugoslavia away. Matches had to be planned this way so that the third and last matches of the four teams of the same group could have the same kick-off times. Two matches could not be played simultaneously at the same venue. If there had been varied kick-off times, unsporting teams could not have been excluded.



## Group B

Cameroon

Canada

Iraq

Yugoslavia

## Cameroon



### Preview of Cameroon

The Cameroonian team faced Angola in the first round of the Qualifying Tournament. They drew 1:1 in the away match and then ousted them in a 3:2 victory in the home match.

Cameroon were assigned to the team from Tunisia in the second round. However, the latter withdrew from the competition prior to the start of the matches of this round.

Thus, Cameroon qualified for the third round, where they had to play Ethiopia. In the first match, they beat the East Africans 4:0 to qualify with 1:1 in the return match.

By qualifying, the team continued the good performance it had shown at the Nations' Cup of CAF in Abidjan, Ivory Coast, in March 1984.

### First Round

Angola v. Cameroon	1:1 (0:0)
Cameroon v. Angola	3:2 (1:1)

### Third Round

Cameroon v. Ethiopia	4:0 (2:0)
Ethiopia v. Cameroon	1:1 (0:0)

### Second Round

Tunisia v. Cameroon	Tunisia withdrawn
---------------------	-------------------

No	Player	Age	WYC		Match 1	Match 2	Match 3
1	Antoine Bell						
2	Mbassi						
3	Gilbert Sinkot						
4	Bilamo						
5	Eloundou		1981				
6	Kundé						
7	Paul Mfede		1981				
8	Ekeke						
9	Roger Miller						
10	Dang						
11	Toubé						
12	Ebongué		1981				
13	Bahoken						
14	Abega Mbida						
15	Doumbé Lea						
16	Acoudou						
17	Songoo						

### Cameroon's Group Conclusion

Their play was delightfully uninhibited at times. Individual performance was tough and skilful. However, the team did not have the necessary experience to withstand pressures at this level with so many games taking place in such a short period of time. This was evident in the lack of control and discipline in the last game against Canada. Though Cameroon had a natural instinct to attack, their poor defensive qualities let them down. Like most of the teams in their group, they were prepared to shoot from a distance, however, apart from an occasional spectacular goal, they were too often inaccurate. Though they show much potential, they must improve their discipline both as individual players and as a team. They must also seriously work at improving their defensive qualities.

Group Results

Match 1  
Yugoslavia  
1:2

Match 2  
Iraq  
1:0

Match 3  
Canada  
1:3

## Canada



### Preview of Canada

Canada had to overcome Bermuda, Mexico, Costa Rica and Cuba to reach Los Angeles. After a comfortable passage against Bermuda, they needed a third play-off to overcome Mexico. Cuba's withdrawal from the Games meant little to Canada who had already beaten them 3:0 in the first leg.

Two 0:0 draws against Costa Rica were then sufficient to see Canada through to the Final Round.

Canada v. Bermuda	6:0 (3:0)
Bermuda v. Canada	1:1 (1:0)
Canada v. Mexico	1:0 (1:0)
Mexico v. Canada	2:1 (0:1)
Deciding match:	
Canada v. Mexico	1:0 (0:0)

### CONCACAF – Final Round

Costa Rica v. Canada	0:0 (0:0)
Canada v. Costa Rica	0:0 (0:0)
Canada v. Cuba	3:0 (1:0)
Cuba v. Canada	Match cancelled

No.	Player	Age	WYC	Match 1	Match 2	Match 3	¼ Final
		27					
1	Lettieri	29	1979				
2	Lenarduzzi	33					
3	Wilson	26					
4	Moore	25	1979				
5	Bridge	25					
6	Ragan	22					
7	Norman	23	1979				
8	Gray	28					
9	Garraway	26					
10	Mitchell	25					
11	Sweeney	19					
12	Vrablic	22					
14	De Luca	21					
15	James	23					
16	Catiff	27					
17	Martin	23					
		24.9		25.3	25.3	25.3	25.3

### Canada's Group Conclusion

This was a solid disciplined series as one would expect from so many experienced professionals. They were better able than most to withstand the pressures and demands of so many games in a short period of time.

Basically playing in a 4-4-2 formation, they used tall, strong front runners to cause problems for the opposition. Throughout, they played a consistent if not totally inspired game. Fitness and strength were evident as the series proceeded. There was always a good team spirit and morale irrespective of the game's time or score.

Group Results

Match 1  
Iraq  
1:1

Match 2  
Yugoslavia  
0:4

Match 3  
Cameroon  
3:1



## Iraq



### Preview on Iraq

The Iraqi team played in Group B in the Qualifying Tournament in Singapore from 14–29 April 1984 against their group opponents, Qatar, Malaysia, Thailand and Japan.

The Iraqis won their first match against Thailand 2:1. They beat the Japanese in their second match with the same result and then lost to Qatar, the subsequent group winners, 2:0 in the third group match. In the fourth and last match, they clearly beat Malaysia 2:0. With this victory, Iraq reached second position behind Qatar. This gave them the possibility of playing against the runner-up of Group A, Korea Rep., in a play-off. They won 1:0 after a hard fight and qualified as third nation of the AFC for the 1984 Olympic Football Tournament.

### First Round

Iraq v. UAE	0:0 (0:0)
Iraq v. Bahrain	0:0 (0:0)
Bahrain v Iraq	1:2 (0:2)
UAE v Iraq	2:2 (0:1)

### Final Round

Thailand v. Iraq	1:2 (1:1)
Japan v Iraq	1:2 (1:2)
Qatar v. Iraq	2:0 (1:0)
Iraq v. Malaysia	2:0 (1:0)
Korea Rep. v. Iraq	0:1 (0:1)

No	Player	Age	WYC		Match 1	Match 2	Match 3
1	Salman Ham. Raad	32	1977	1980			
2	Mutar Darjal Adman	26		1980			
3	Allawi Khalil	26					
4	Faraj Abdul Karim	24					
5	Hamid Mtasjar Kadhum	24					
6	Shehab Ali	23					
7	Raheem Awfi	24					
8	Minshid Saddam Karim	22					
10	Mohammed Hassan	26					
11	Mahmoud Emad	23		1980			
12	Benwan Sadik	24					
13	Allawi Karim	24					
14	Husam Nima Nasser	27					
15	Awne Natik	21					
16	Hassan Fadhil Mohd.	24					
17	Yacoub Warneedh	20					
20	Jassim	34					
	Average Age	26.8			24.4	24.5	24.7

### Iraq's Group Conclusion

Though they looked well prepared they lacked experience. However the games they played can only be of benefit to them. At times, Iraq showed good individual skill and passing but they needed to be more consistent.

They showed character against Canada and were somewhat unfortunate against Cameroon. The group's common problem was of finishing off promising play in the last  $\frac{1}{3}$  of the field.

Iraq need experience and competitions of this nature.


Group Results

Match 1  
Canada  
1:1

Match 2  
Cameroon  
0:1

Match 3  
Yugoslavia  
2:4

## Yugoslavia



### Preview on Yugoslavia

Yugoslavia had been assigned with the teams from Romania, Netherlands and Italy in Group C for the qualifying matches. In this group, the Yugoslav team managed to qualify for the Olympic Football Tournament without any great problems.

Already at the first match, they clearly beat the recent runners-up, Romania, 4:1. Only in the last match against Romania, did they experience their only defeat with 1:0. However, at this stage, the team had already qualified and people especially talked about the Yugoslavs after their clear victory over Italy in the home match 5:1 and with their success at the away match against Netherlands 2:1.

With four victories, a draw, defeat, a goal average of 14:6 and 9 points, Yugoslavia were obviously the best team in Group C and entirely deserved to qualify for the Final Competition.

Yugoslavia v. Romania	4:1 (2:0)
Italy v. Yugoslavia	2:2 (2:0)
Yugoslavia v. Netherlands	2:1 (1:0)
Yugoslavia v. Italy	5:1 (3:1)
Netherlands v. Yugoslavia	0:1 (0:1)
Romania v Yugoslavia	1:0 (1:0)
	1:1 (0:0)

No	Player	Age	WYC	Match1	Match 2	Match 3	¼ Final	½ Final	3 <sup>rd</sup> Place	
1	Pudar	21	1979							
2	Caplić	22	1979							
3	Baljić	22								
4	Katanec	21								
5	Eisner	24	1979							
6	Radanović	24								
7	Smajić	21								
8	Gračan	22								
9	Djurovski	21								
10	Bazdarević	24	1979							
11	Cvetković	22								
12	Ivković	24	1979	1980						
13	Nikolić	25								
14	Deverić	23								
15	Miljus	24								
16	Stojković	19								
17	Mrkela	19								
	Average Age	22.2			22.6	22.2	22.3	22.6	22.4	22.6

### Yugoslavia's Group Conclusion

The Yugoslav team deserved the first position in its group.

After initial weaknesses in the first match which were above all due to an insufficient capacity in concentrating, the team made progress and crowned its achievements in the preliminary round by beating Iraq.

The team was superior to its rival competitors in all aspects of modern play.

Yugoslavia's well-known virtue, technique, was implemented with youthful verve, the average age of the team having been only 22.4 years. Certain tactical insufficiencies were revealed which came more clearly to the fore when it played against stronger teams.

In spite of its youth, the team had a compact formation because it was homogeneous and had developed beyond the structures of youth competitions.

Group Results

Match 1  
Cameroon  
2:1

Match 2  
Canada  
1:0

Match 3  
Iraq  
4:2

**5      30.7.      19.30      Boston      Canada v. Iraq      1:1 (0:0)**

*Canada:* 1 Lettieri, 2 Lenarduzzi, 3 Wilson, 4 Moore, 5 Bridge, 6 Ragan, 8 Gray, 10 Mitchell, 11 Sweeney, 12 Vrablic (80 min 9 Garraway), 15 James (67 min / Norman)

*Iraq:* 1 Salman Hammoudi Raad, 2 Mutar Darjal Adman, 3 Allawi Khalil, 5 Hamid Mtasjar Kadhum, 13 Allawi Karim, 6 Shehab Ali (57 min 16 Hassan Fadhil Mohammad), 12 Benwan Sadik, 15 Awne Nabit, 10 Mohammed Hassain, 11 Mahmoud Emad, 17 Yacoub Muner Wameedh (75 min 8 Minshid Saddam Karim)

- a) 1:0 - 70 min 8 Gray (Canada); 1:1 - 83 min 10 Mohammed Hassain (Iraq)
- b) Diaz (Colombia) / Kalombo (Malawi), Roth (Germany FR)
- c) Canada 78 min 2 Lenarduzzi
- d) -
- e) Canada: Tony Waters, Iraq: Shussain Mohammed
- f) 16.730

*Both teams tried hard in the first half without noticeably improving their playing standard. Canada dominated but were equally incapable of transforming these advantages into goals.*

*Neither of the teams hesitated at returning the ball to the goalkeeper over long distances, whenever there was any danger. Obviously, this attitude did not produce any attacking football.*

*When goals were scored in the second half, the game became livelier and one got more positive about its development. Seen overall, one has to conclude that both teams lacked mobility and good technique. This is why the game turned out to be only mediocre.*

**6      30.7.      19.00      Annapolis      Yugoslavia v. Cameroon      2:1 (1:1)**

*Yugoslavia:* 12 Ivković, 15 Miljus, 3 Baljić, 4 Katanec (39 min 16 Stojković), 5 Elsner, 6 Radanović, / Smajić, 9 Djurovski (77 min 14 Deverić), 10 Bazdarević, 11 Cvetković, 13 Nikolić

*Cameroon:* 1 Bell, 4 Bilamo, 12 Ebongué, 15 Doumbé Lea, 16 Aoudou, 11 Toubé, 14 Abega, 3 Sinkot, 7 Mfede, 8 Ekeke, 9 Miller

- a) 0:1 - 32 min 9 Miller (Cameroon); 1:1 - 39 min 13 Nikolić (Yugoslavia), 2:1 - 70 min 11 Cvetković (Yugoslavia)
- b) Keizer (Netherlands) / El Din (Egypt), Arppi (Brazil)
- c) Yugoslavia: 51 min 5 Elsner, 83 min 5 Elsner
- d) Yugoslavia: 83 min 5 Elsner
- e) Yugoslavia: Ivan Toplak, Cameroon: Rade Ognanovic
- f) -

*The Cameroonians kept up the same performance they had at the World Cup and put the Yugoslavs under pressure. Their individual technical performances were impressive as was their intelligent, tactical concept. After sizing up the situation, Cameroon took the initiative though without scoring a goal. Only towards the end of the first half, thanks to the experienced player, Miller, did they manage to take over the lead though this was soon lost with violent counter-attacks.*

*Though the overall picture improved somewhat, both teams continued without exerting any pressure and especially lost in midfield actions. Here, technical capacities superseded tactical issues. The well-earned draw was finally lost and the Yugoslavs registered their first victory.*

**13 1.8. 19.00 Boston Cameroon v. Iraq 1:0 (1:0)**

*Cameroon:* 1 Bell, 2 Mbassi, 11 Toubé, 15 Lea, 16 Aoudou, 6 Kundé, 10 Dang, 14 Abega, 7 Mfede (46 min 12 Ehonguè), 9 Miller, 13 Bahoken

*Iraq:* 1 Salman Hammoudi Raad, 2 Mutar Darjal Adman, 3 Allawi Kalil (76 min 6 Shehab Ah), 5 Hamid Mtasjar Kadhum, 16 Hassan Fadhil Mohammad, 12 Benwan Sadik, 13 Allawi Karim, 15 Awne Natk, 10 Mohammed Hassan, 11 Mahmoud Emad, 17 Yacoub Muner Wameedh (58 min 8 Minshid Saddam Karim)

- a) 1:0 - 7 min 13 Bahoken (Cameroon)
- b) Socha (USA) / Barbaresco (Italy), Ramcharan (Trinidad Tobago)
- c) Cameroon: 64 min 11 Toubé, 71 min 13 Bahoken  
Iraq: 57 min 10 Mohammed Hassan
- d) -
- e) Cameroon: Rade Ognanovic, Iraq: Shussain Mohammed
- f) 18,226

*Both teams were positively on the offensive and aimed at success with good attacking moves. Unfortunately, kicks at goal were taken at too great a distance or the kicks were not precise enough. Otherwise, more goals would have been scored. Especially after getting in the lead, Cameroon's performance improved and they became more self-assured on the field of play. The scene changed at the beginning of the second half, because Iraq now forced Cameroon on the defensive and the latter had to do their utmost in order to save their close lead. This made players on both sides act more ponderously and they could not reach the excellent level attained in the first half.*

**14 1.8. 19.00 Annapolis Yugoslavia v. Canada 1:0 (0:0)**

*Yugoslavia:* 12 Ivković, 15 Miljus, 2 Capljic, 3 Baljic, 6 Radanović, 7 Smajic (46 min 16 Stojković), 8 Gračan, 9 Djurovski (70 min 17 Mrkelal), 10 Bazdarevic, 11 Cvetković, 13 Nikolic

*Canada:* 1 Lettien, 2 Lenarduzzi, 3 Wilson, 4 Moore, 5 Bridge, 6 Ragan, 8 Gray, 10 Mitchell, 11 Sweeney, 12 Vrablic (61 min 16 Catliff), 15 James (70 min 7 Norman)

- a) 1:0 - 76 min 13 Nikolic (Yugoslavia)
- b) El Din (Egypt) / Arppi (Brazil), Sano (Japan)
- c) Yugoslavia: 10 min 9 Djurovski, 43 min 11 Cvetković; Canada: 86 min 3 Wilson
- d) -
- e) Yugoslavia: Ivan Toplak, Canada: Tony Waters
- f) 20,000

*Both teams had enough possibilities of scoring goals but the Yugoslavs were not that lucky as they had to deal with an excellent Canadian goalkeeper. On the other hand, the Canadian forwards lacked control and calm in the decisive moments.*

*Yugoslavia's tactical concept was based on a secure defence and flexible midfield zone, whereby the free space in the opponents' half was especially used for swift counter attacks.*

*With forechecking, the Canadian team tried to check the systematic development of the Yugoslavs. Unfortunately, the zest of both teams diminished as it began to rain. All the same, thanks to their superior technique, the Yugoslavs played skillfully yet were not successful in spite of their well meant efforts so that Canada could play a more open game and launch their counter-attacks. As both defence ranks and the goalkeepers played attentively and correctly, still no goals were scored. The only goal during the entire game resulted from a fast counter-attack. Seen overall, Yugoslavia's victory was correct. They had improved since their last game. Canada played pleasingly but failed because they did not know how to use any scoring chances.*

**21 3.8. 19.00 Boston Cameroon v. Canada 1:3 (0:1)**

*Cameroon:* 1 Bell, 2 Mbassi, 4 Bilamo, 6 Kundé, 10 Dang (47 min 8 Ekeke), 11 Toubé, 16 Acoudou, 9 Miller, 13 Bahoken (47 min 7 Mfede), 14 Abega, 15 Lea

*Canada:* 1 Lettieri, 2 Lenarduzzi, 3 Wilson, 4 Moore, 5 Bridge, 6 Ragan, 8 Gray, 10 Mitchell, 11 Sweeney, 12 Vrablic, 15 James

- a) 0-1 - 43 min 10 Mitchell (Canada), 0-2 - 72 min 12 Vrablic (Canada): 1-2 - 76 min 7 Mfede (Cameroon), 1-3 - 82 min 10 Mitchell (Canada)  
 b) Barabaresco (Italy) / Socha (USA), Ramcharan (Trinidad Tobago)  
 c) Cameroon: 28 min 14 Abega, 38 min 13 Bahoken, 71 min 9 Miller, Canada: 53 min 4 Moore  
 d) Cameroon: 73 min 14 Abega  
 e) Cameroon: Rade Ognanovic, Canada: Tony Waiters  
 f) 27.621

*Both teams began cautiously and on the whole, did not have a very positive style of play. The Canadian team was again weak at the end and in individual technique. After half time, Canada took over the initiative but were incapable of exploiting two clear chances of scoring that had been offered them. After they had got a goal back, it seemed as if the Cameroonian team would make a draw. This hope was shattered with the lack of coordination in the defence and gave the Canadians the possibility of scoring a third goal even. Canada needed this victory in order to qualify for the next round.*

**22 3.8. 19.00 Annapolis Iraq v. Yugoslavia 2:4 (2:0)**

*Iraq:* 1 Salman Hammoudi Raad, 2 Mutar Darjal Adnan, 5 Hamid Mitasjar Kadhum, 6 Shehab Ali, 8 Minshid Saddam Karim (78 min 7 Raheem Awfi), 10 Mohammed Hassan, 11 Mahmoud Emad, 13 Allawi Karim, 14 Husam Nima, 15 Awne Natik, 16 Hassan Fadhil Mohammad (45 min 17 Yacoub Muner Wameedhi)

*Yugoslavia:* 1 Pudar, 2 Capljic, 3 Baljic, 4 Katanec, 5 Elsner, 6 Radanovic, 7 Smajic (45 min 10 Bazdarevic), 8 Gračan, 14 Deveric, 16 Stojkovic (45 min 13 Nikolic), 17 Mrkela

- a) 1-0 - 17 min 10 Mohammed Hassan (Iraq); 2-0 - 44 min 6 Shehab Ali (Iraq); 2-1 - 55 min 14 Deveric (Yugoslavia); 2-2 - 76 min 14 Deveric (YU); 2-3 - 86 min 13 Nikolic (YU); 2-4 - 87 min 14 Deveric (YU)  
 b) Sano (Japan) / Siles (Costa Rica), Bellion (USA)  
 c) Iraq: 28 min 14 Husam Nima, 68 min 8 Minshid Saddam Karim  
 d) ...  
 e) Iraq: Shussain Mohammed, Yugoslavia: Ivan Toplak  
 f) ...

*In the first half, the Iraqi team demonstrated a good tactical concept, in order to reach the second round of the Olympic Football Tournament, despite all the bad prospects*

*A 2-0 lead was attained by half-time in an offensive formation. In this match where the Yugoslavs also preferred playing on the offensive, the situations on the field of play constantly changed*

*When the Yugoslav team undertook two changes at half-time, the game became more concentrated and bigger, more dangerous goal situations arose over the wings. Thus, besides catching up with the two leading goals, the team accelerated its speed and scored two further goals in the last minutes of play. This way, the hopes of the Iraqi team which had seemed quite realistic at half time, were shattered by the dynamic team from Yugoslavia*

### Commentary on Group B

Yugoslavia were certainly the excellent team of this group. Their 3 victories and a maximum number of points justified their role as favourites. Canada were the runners-up thanks especially to their excellent team organisation and their faultless physical training. Following the results of the 1982 World Cup, Cameroon could not meet the high hopes placed in them. This again shows that it is not easy to develop from being outsiders to the role of favourites. Iraq's strength ebbed after the first game: this is the only reason why the sensation expected in their last match against Yugoslavia could not be reached.

Match No. 5	Canada	- Iraq	1:1	(0:0)
Match No. 6	Yugoslavia	- Cameroon	2:1	(1:1)
Match No. 13	Cameroon	- Iraq	1:0	(1:0)
Match No. 14	Yugoslavia	- Canada	1:0	(0:0)
Match No. 21	Cameroon	- Canada	1:3	(0:1)
Match No. 22	Iraq	- Yugoslavia	2:4	(2:0)

1. Yugoslavia	3	3	-	-	7:3	6
2. Canada	3	1	1	1	4:3	3
3. Cameroon	3	1	-	2	3:5	2
4. Iraq	3	-	1	2	3:6	1
	12	5	2	5	17:17	12

YUGOSLAVIA and CANADA qualified for ¼ Finals.



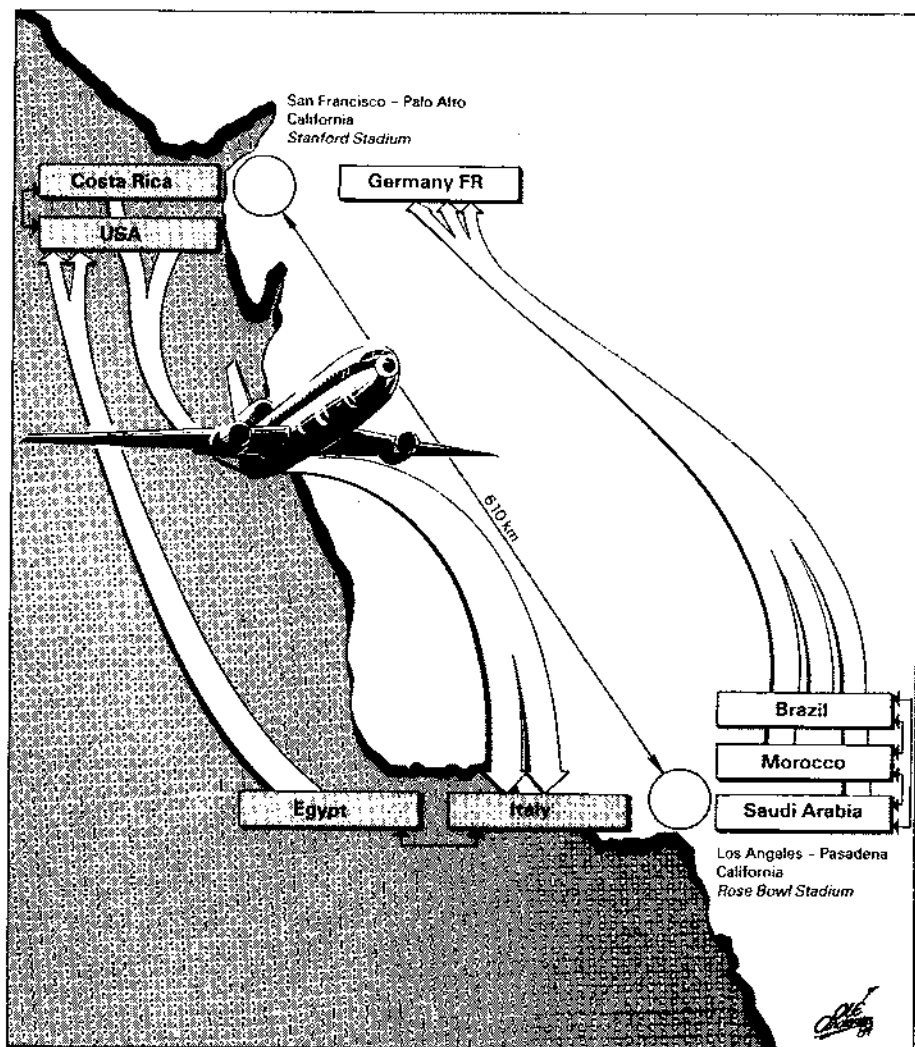


Diagram 13

Both teams from Germany FR and Italy played their group matches at the venue where they were staying. The three respective group opponents thus had to play one match against Germany FR or Italy away. Matches had to be planned this way so that the third and last match of the four teams of the same group could have the same kick-off times. Two matches could not be played simultaneously at the same venue. If kick-off times had varied, unsporting scheming could not have been avoided. Egypt chose to stay at Los Angeles and thus had to travel twice to Palo Alto.



## Group C

**Brazil**

**Germany FR**

**Morocco**

**Saudi Arabia**

## Brazil



### Preview on Brazil

Brazil played in Group 1 of the qualifying tournament in Ecuador in February. The team was assigned with Colombia, Ecuador and Peru. The latter team withdrew prior to the start of the Tournament, however. In the first group match against Colombia, Brazil scored a 2:1 victory and a 0:0 draw against Ecuador. This is how Brazil qualified for the final round of the qualifying tournament.

In the first final match against Paraguay, the Brazilians made a 2:0 victory. They also won the next two matches: firstly against Ecuador with 2:0 and then 3:2 against Chile.

Thus unbeaten, Brazil reached the Final Competition of the Olympic Football Tournament, proving again that they had excellent football players.

As one knows, this team was replaced by a club team for the Final Competition in Los Angeles. Only a few players who participated in Brazil's qualification could be taken into account for this Brazilian selection. All the same, one can say that Brazil was well and honourably represented at the Final Competition.

		Final Round	
Brazil v. Colombia	2:1 (1:0)	Paraguay v. Brazil	0:2 (0:1)
Ecuador v. Brazil	0:0	Ecuador v. Brazil	2:3 (1:2)
Brazil v. Colombia	2:1 (1:1)	Brazil v. Chile	0:2 (0:1)
Ecuador v. Brazil	0:0		3:2 (1:0)

No	Player	Age	WYC		Match 1	Match 2	Match 3	¼ Final	½ Final	Final
1	Rinaidi	25	1977/81	1976						
2	Silva	22								
3	Brum (Pinga)	19								
4	Galvão	23	1981							
5	Rock Kaeser (Ademir)	24								
6	Ferreira	25								
7	Santos	24								
8	Verri (Dunga)	21								
9	Leiehardt Neto	26								
10	Oliveira (Gilmar)	20	1983							
11	Paiva (Silvinho)	26								
12	Dias	24								
13	Winck	21								
14	Cortez Silva	21	1983							
15	Gil (Tonho)	27								
16	Vidal (Chicão)	23								
17	Cruz	27								
	Average Age	23.6			23.1	23.1	22.9	23.1	23.4	23.2

### Brazil's Group Conclusion

The Brazilian team was not as technically brilliant and original as we were used to seeing with earlier Brazilian selections. As far as organisation was concerned, the Brazilians were the most mature team in their group. However, they only had two to three excellent individual players. All the players were in overaverage physical condition and their qualification was never endangered. With a goal average of 6-1 and no points lost, the South American team qualified for the 2nd round. As can often be seen with Brazilian players, they tended to be playful. Carrying the ball forward was often preferable to early passes.

As was the case with the 1982 World Cup, the team lacked a typical midfield player. There were also no real second strikers. The team appeared homogeneous and united. This is not surprising seeing the Brazilian selection consisted of players from the same professional club with 2 --3 additional reinforcements.

### Group Results

Match 1  
Saudi Arabia  
3-1

Match 2  
Germany FR  
1:0

Match 3  
Morocco  
2:0

## Germany FR



### Preview on Germany FR

As everyone knows, the West German team participated because the East European teams withdrew. In the matches of the Preliminary Competition for the Olympic Football Tournament, Germany FR had to play the teams from Portugal and Israel. The group victory was achieved without any major difficulties, the team had to play the group winner of the group: France/Belgium/Spain on a home-and-away basis so that the finalist could be determined.

The group winner, France, merely drew with Germany FR in the first match in Paris. In the return match in Bochum in April, the French unexpectedly beat the actual group and tournament favourites, Germany FR.

The afore mentioned return match was decided by a magical goal scored by the Frenchman, Lacombe, and even the superiority of the West Germans on the field did not suffice for a draw. The West German team was highly appreciated for aligning the same players at the Olympics as those who could not qualify in the match against France

Portugal v. Germany FR	3:1 (1:0)
Germany FR v. Israel	2:0 (1:0)
Germany FR v. Portugal	3:0 (1:0)
Israel v. Germany FR	0:1 (0:1)
France v. Germany FR	1:1 (1:0)
Germany FR v. France	0:1 (0:0)
Invited as second team	

No	Player	Age	WYC		Match 1	Match 2	Match 3	¼ Final
1	Franke	36						
2	Bockenfeld	24						
3	Dickgiesser	24						
4	Bast	33						
5	Wehmeyer	32						
6	Buchwald	23						
7	Groh	28						
8	Bommer	27						
9	Schatzschneider	26						
10	Brehme	24						
11	Mill	26						
12	Junghans	26						
13	Schön	22						
14	Lux	22						
15	Rahn	22						
16	Schreier	25						
17	Schlindwein	23						
	Average Age	26.2			27.4	26.8	27.3	27.3

### Germany FR's Group Conclusion

The performance of the German team was featured by lots of running. The team was well organised especially in midfield. Germany FR particularly made good use of their running strength when playing their group opponents in Palo Alto, namely, Saudi Arabia and Morocco. Both teams were categorically run down. The game against Brazil was very tough. The only goal was scored with a skilful free-kick taken just before the end, so that the German team lost.

The young German players adapted themselves well as a team and knew how to put on a magnificent show. The experienced players who grouped around them provided sensible assistance. After convincingly beating Saudi Arabia and Morocco, their qualification for the second round was logical and well-deserved.


Group Results

Match 1  
Morocco  
2 0

Match 2  
Brazil  
0 1

Match 3  
Saudi Arabia  
6:0

## Morocco



### Preview on Morocco

In the first round of the qualifying phase for participation in the Olympic Football Tournament, Morocco first had to play away against Guinea. With a 0:0 draw, the Moroccans could approach the return match with confidence and won 3:0.

In the second round, the Moroccans played the strong team from Senegal. A 1:0 home victory in the first match was enough to reach the third round after making a 1:1 draw in the return match.

Morocco had to play Nigeria in the third round. Both in the home-and-away matches, the teams could not depart as winners and losers. A 0:0 draw was scored at both matches. Thus, penalty-kicks were necessary in the return match that the Moroccans won 4:3, thus qualifying for the Olympic Tournament.

From the previous results one can see that it is very hard to reach qualification and Morocco was the luckier team to be able to participate in the Football Tournament in Los Angeles.

### First Round

Guinea v. Morocco	0:0 (0:0)
Morocco v. Guinea	3:0 (1:0)

### Second Round

Morocco v. Senegal	1:0 (1:0)
Senegal v. Morocco	1:1 (1:1)

### Third Round

Nigeria v. Morocco	0:0 (0:0)
Morocco v. Nigeria	*0:0 (0:0)
* Result after penalty kicks:	4:3

No	Player	Age	WYC		Match 1	Match 2	Match 3
1	Badou	25					
2	Dahan	29					
3	Lamris	27					
4	El Biyaz	24					
5	Noureddine Bouyahiaou	29					
6	Abdelmajid Dolmy	31					
7	Mustapha El Hadaoui	23					
8	Driss Mouttaqui	28					
9	Hassan Hanini	26					
10	Mohammed Timouni	24					
11	Khalid El Bied	29					
12	Salah Dine Hmied	23					
13	Mustapha Merry	26					
14	Mohamed Safri	26					
15	Lahcen Ouadani	25					
16	Hamid Janina	26					
17	Abdeslam El Ghissi	22					
	Average Age	26,5			26,6	26,6	26,3

### Morocco's Group Conclusion

In spite of really good preparatory games especially in France and other European countries and contrary to expectations, this team did not stand out. The mental pressure to perform well at the Olympic Football Tournament was too big. The mental pressure to play abroad far from home and to confirm their good performance at the outset of the competition was too much for most of the players. For personal reasons, the Moroccans renounced very good professional players and began with the team in California that successfully qualified at matches of the Preliminary Competition.

In general, the players proved to have a good technical training. Most of the players were speedy and flexible but they often avoided physical contact, which was of decisive importance. They avoided most tussles and merely tried to get the ball from their opponents by feinting.

Individual tactics were not original and the Moroccan team did not show any discipline. The team undoubtedly played below their standard at this Tournament and could have been a serious opponent for the two big ones, Brazil and Germany FR, had they shown more self-confidence.

Group Results	Match 1	Match 2	Match 3
	Germany FR	Saudi Arabia	Brazil
	0:2	1:0	0:2



## Saudi Arabia



### Preview on Saudi Arabia

Saudi Arabia had to qualify in the Qualifying Tournament in Singapore from 14-29 April 1984 in Group A (Kuwait, Bahrain, Korea Rep., New Zealand).

In the first match against New Zealand, the Saudis scored a perfect victory, though they had to accept a 1:1 draw already in the second match against Bahrain. In their third group match against Kuwait, the Saudi players were still behind at half time with 1:0. However, they then caught up in the second half and won comfortably 4:1. The last group match against Korea Rep. ended 5:4 for the Saudis. This match provoked a great deal of dissent but this will not be dealt with here.

The Saudis thus came first in their group and qualified for the Final Competition.

### First Round

India v. Saudi Arabia	1:2 (1:1)
Indonesia v. Saudi Arabia	1:1 (0:0)
Malaysia v. Saudi Arabia	3:1 (0:0)
Singapore v. Saudi Arabia	0:3 (0:1)
Saudi Arabia v. India	5:0 (4:0)
Saudi Arabia v. Malaysia	2:0 (1:0)
Saudi Arabia v. Singapore	5:0 (2:0)
Saudi Arabia v. Indonesia	3:0 (1:0)

### Final Round

New Zealand v. Saudi Arabia	1:3 (0:2)
Bahrain v. Saudi Arabia	1:1 (0:0)
Kuwait v. Saudi Arabia	1:4 (1:0)
Saudi Arabia v. Korea Rep.	5:4 (1:2)

No	Player	Age	WYC		Match 1	Match 2	Match 3
1	Mohammed Alhusain	24					
2	Samei Aldawasare	19					
3	Hassen Bishy	24					
4	Sameer Abdul Shakor	24					
5	Abdullah F. Masod	20					
6	Ahmad At Bishi	22					
7	Shayemsh Al Nafisah	22					
8	Ahamedaa Bayazid	25					
9	Majed Mohammed	26					
10	Fahed Mosaibeih	23					
11	Mehaisen Al Dosari	18					
12	Salman Al Dosari	21					
13	Mohan Abduljawad	22					
14	Saleh Al Dossary	30					
15	Nawaf Alkhamees	23					
16	Omar Bakhshwein	24					
21	Abdullah Aldeayee	23					
	Average Age	22.9			22.8	22.8	23.2

### Saudi Arabia's Group Conclusion

After having satisfactorily qualified for the Olympics, Saudi Arabia could not upgrade its performance at the Olympic Football Tournament and did not come up to expectations. The Saudis had a brilliant attack and it was precisely this team that was the only one to overcome the Brazilian defence in the first round. The style of play was static and a certain lack of experience in international games against European and South American teams could be noted. This was another case where the team played very good games on its own continent yet was inhibited and timid outside it.

Tussles were not a strong feature of the Saudi Arabian team. They were particularly weak at running. In defence, the team lacked organisational talent and discipline. However, it should be added here that the players and the team as a whole were capable of improving. The latent lack of international experience came too glaringly to the fore at this Tournament.

Group Results

Match 1

Brazil  
1:3

Match 2

Morocco  
0:1

Match 3

Germany FR  
0:6

**7 30.7. 19.30 Palo Alto Germany FR v. Morocco 2:0 (1:0)**

*Germany FR:* 1 Franke, 2 Bockenfeld, 4 Bast, 5 Wehmeyer, 6 Buchwald, 7 Groh, 8 Bommer, 10 Brehme, 15 Rahn, 9 Schatzschneider (88 min 16 Schreier), 11 Mill (84 min 14 Lux)

*Morocco:* 1 Badou, 2 Dahan, 3 Lamris, 4 El Biyaz, 5 Bouyahiaoui, 6 Dolmy, 7 El Hadaoui (59 min 17 El Ghissi), 8 Mouttaqui, 9 Hanini (72 min 11 El Bied), 10 Timouni, 13 Merry

- a) 1:0 - 43 min 15 Rahn (Germany FR); 2:0 - 52 min 10 Brehme (Germany FR)
- b) Evangelista (Canada) / Igna (Rumania), Cha (Korea)
- c) Morocco: 6 min 4 El Biyaz
- d) Morocco: 89 min 4 El Biyaz
- e) Germany FR: Erich Ribbeck, Morocco: José Faria
- f) 23,228

*Morocco played closely yet slowly compared to the Germans' widespread actions. This way, the Moroccans got more chances to score, so that they led 1:0 at the break*

*In the second half, the Moroccan team played a careless, open game and would have had to concede more than one goal. However, the Germans only scored their second goal with a penalty-kick.*

**8 30.7. 19.00 Pasadena Brazil v. Saudi Arabia 3:1 (1:0)**

*Brazil:* 1 Rinaldi, 2 Silva, 3 Brum (Pinga), 4 Galvão, 5 Kaeser (Ademir), 6 Ferraira, 8 Verri (Dunga), 10 Oliveira (Gilmar), 11 Paiva (Silvinho), 15 Gil (Tonho) (89 min 17 Cruz), 16 Vidal (Chicão)

*Saudi Arabia:* 1 Mohammed Alhusain, 2 Samei Aldawasare (70 min 16 Omar Bakhshwein), 3 Hassen Bisby, 4 Sameer Abdul Shakor, 6 Ahmad Al Bishi, 7 Shayemsh Al Nafisah (59 min 5 Abdullah F. Masod), 9 Majed Mohammed, 10 Fahed Mosaibeih, 11 Mehaisen Al Dosari, 13 Mohammed Abduljawad, 14 Saleh Al Dossary

- a) 1:0 - 12 min 10 Oliveira (Gilmar) (Brazil); 2:0 - 50 min 11 Paiva (Silvinho) (Brazil); 3:0 - 59 min 8 Verri (Brazil); 3:1 - 69 min 9 Mohammed Majed (Saudi Arabia)
- b) McGinlay (Scotland) / El Selmy (Kuwait), Gebaevesus (Ethiopia)
- c) Brazil: 64 min 2 Silva, 78 min 6 Ferreira; Saudi Arabia: 68 min 3 Hassen Bisby
- d) —
- e) Brazil: Jair Picerni, Saudi Arabia: Khalil Alziani
- f) 40,779

*The Brazilians were in good physical shape and played in the same rhythm during the entire game. Their excellent fitness was due to their good physical preparation. The team was also well trained technically. After all, it was their greater experience together with their superior technique and tactics compared to the Saudi Arabian team that was the determining factor. At their first matches in the Olympic Football Tournament, the Brazilians' greater maturity in performance clearly revealed the weaknesses of the Saudi team.*

**15 1.8. 19.00 Palo Alto Germany FR v. Brazil 0:1 (0:0)**

*Germany FR.* 1 Franke, 2 Bockenfeld (84 min 3 Dickgiesser), 4 Bast, 5 Wehmeyer, 6 Buchwald, 7 Groh, 8 Bommer, 9 Schatzschneider (27 min 16 Schreier), 10 Brehme, 11 Mill, 15 Rahn

*Brazil.* 1 Ronaldo, 2 Silva, 3 Brum (Pinga) (38 min 14 Silva), 4 Galvão, 5 Kaeser (Ademir), 6 Ferreira, 15 Gil (Tonho), 8 Verri (Dunga), 16 Vidal (Chicão), 10 Oliveira (Gilmar), 11 Paiva (Silvinho)

- a) 0:1 - 86 min 10 Oliveira (Gilmar) (Brazil)  
 b) Cha (Korea Rep.) / Quiniou (France), Igna (Romania)  
 c) Germany FR: 42 min 8 Bommer, Brazil: 27 min 6 Ferreira  
 d) —  
 e) Germany FR: Erich Ribbeck, Brazil: Jair Picerni  
 f) —

*The match began on a very lively note. Brazil clearly profited more from the game at the start, as the midfield players immediately switched over to the attack. The Brazilian defence used area-marking, hardly marshalling behind. This gave them new possibilities time and again to move quickly and smoothly. The Brazilians had another slight advantage over their German opponents, because they knew how position their bodies correctly. The imposing jumping force of individual Brazilians was eye-catching. The Brazilians touched the goalpost with a shot at goal following a free-kick 15 minutes before the end. Then, they managed to score the only goal of the game also from a free-kick just before the end. The Brazilians were definitely superior in the final phase*

*The performance of the West Germans was aggressive and they tried hard to score a deciding goal. The style of play was clear. The South Americans had a lot of trouble with the wide, through balls. This style gave the German team a few possibilities that it was incapable of using*

*Towards the end of the game, the midfield players weakened immensely and this allowed the Brazilians to clearly dominate the game.*

**16 1.8. 19.00 Pasadena Morocco v. Saudi Arabia 1:0 (0:0)**

*Morocco.* 1 Badou, 2 Dahan, 3 Lamris, 5 Bouyahiaoui, 6 Dolmy, 8 Mouttaqui (70 min 7 El Hadaoui), 9 Hanini (45 min 11 El Bied), 10 Timoumi, 13 Merry, 15 Ouadani, 17 El Ghnsi

*Saudi Arabia:* 1 Mohammed Alhusain, 2 Samei Aldawasare, 3 Hassen Bishy, 4 Sameer Abdul Shakor, 13 Mohammed Abduljawad, 5 Abdullah F. Masod, 6 Ahmad Al Bishi, 10 Fahed Mosaibeh, 14 Saleh Al Dossary (78 min 7 Shayemsh Al Nafisali), 9 Majed Mohammed, 11 Mehaisen Al Dosari

- a) 1:0 - 72 min 13 Merry (Morocco)  
 b) Sostaric (Yugoslavia) / Sanchez (Spain), McGinlay (Scotland)  
 c) Morocco: 34 min 15 Ouadani, 45 min 2 Dahan, 60 min 6 Dolmy  
 d) —  
 e) Morocco: José Faria, Saudi Arabia: Khalil Alziani  
 f) —

*Both teams played very correctly. With their countless professional players, the Moroccans had an advantage as far as experience was concerned. All the players were physically very fit and at the same time were fast and excellent technicians. Their style of play throughout the entire game was very modern. The Saudis' attacks were blocked in time and the game was pushed into the opponents' half. Their greater international experience gave the Moroccans additional strength. Their show-piece was the midfield where some excellent technicians performed in top shape. In a technical sense, they had hardly any problems with the exception of their technique at shooting*

Compared to the first match, the Saudi Arabian team could not improve considerably. Again, they played in a 4-3-3 formation which soon changed to 4-4-2. They played much too square and the players thus used up their strength unnecessarily. Their speed on the pitch equalled that of their opponents. Technically, however, they lost control. The way they used and controlled the ball was good and they were applauded for beautifully seeing through their passes. Here too, just their technique at kicking was not flawless.

Lastly, the Saudis did not have the necessary physical condition and this is why the Moroccans could control the game without any problem. A lack of international experience was flagrant again in this match. Thus, one can say that the Moroccans deserved their victory and the result could have been even better.

**23      3.8.      19.00      Palo Alto      Saudi Arabia v. Germany FR      0:6 (0:4)**

*Saudi Arabia*: 1 Mohammed Alhusain, 2 Samei Aldawasare, 3 Hassen Bishy, 4 Sameer Abdul Shakor, 13 Mohammed Abduljawad (32 min 12 Salman Al Dossary), 6 Ahmad Al Bishi, 8 Ahamedaa Bayazid, 10 Fahed Mosaibeih, 9 Majed Mohammed, 11 Mehaisen Al Dosari (60 min 14 Saleh Al Dossary), 16 Omar Bakhshwein

*Germany FR*: 1 Franke, 2 Bockenfeld, 4 Bast, 5 Wehmeyer, 16 Schreier, 6 Buchwald, 7 Groh (46 min 13 Schöni), 8 Bommer, 15 Rahn (65 min 14 Lux), 10 Brehme, 11 Mill

- a) Germany FR: 0:1 – 8 min 16 Schreier, 0:2 – 22 min 8 Bommer, 0:3 – 24 min 15 Rahn; 0:4 – 32 min 11 Mill; 0:5 – 66 min 16 Schreier, 0:6 72 min 8 Bommer  
 b) Igna (Romania) / Cha (Korea Rep), Quiniou (France)  
 c) Saudi Arabia: 60 min 4 Sameer Abdul Shakor  
 d) Saudi Arabia: 82 min 4 Sameer Abdul Shakor  
 e) Saudi Arabia: Khalil Alziani, Germany FR, Erich Ribbeck  
 f) 26,242

*Germany FR* immediately took the initiative once the game had started and attacked with diagonal and through passes. The physically weaker Saudis were no match for this space-creating game of the Germans so that the latter could make easy goals. The picture did not change that much in the second half. However, it should be noted that the Saudi team tried hard to score a consolation goal, which unfortunately they did not manage to obtain.

**24      3.8.      19.00      Pasadena      Morocco v. Brazil      0:2 (0:0)**

*Morocco*: 1 Badou, 2 Dahan, 3 Lamris, 4 El Biyaz, 5 Bouyahiaoui, 6 Dolny, 10 Timoumi, 11 El Bied, 13 Merry, 15 Oudani (80 min 16 Janina), 17 El Ghissi

*Brazil*: 1 Rinaldi, 2 R. Silva, 14 Davi Silva, 4 Galvão, 5 Kaeser (Ademir), 8 Verrri (Dunga), 13 Winck, 10 Oliveira (Gilmar), 15 Gil (Tonho), 11 Paiva (Silvinho), 16 Vidal (Chicão) (59 min 9 Neto)

- a) 0:1 – 64 min 8 Verrri (Dunga) (Brazil); 0:2 – 70 min 9 Neto (Brazil)  
 b) Sanchez (Spain) / Gebaeyesus (Ethiopia), Sostanic (Yugoslavia)  
 c) Brazil: 25 min 13 Winck  
 d) —  
 e) Morocco: José Faria, Brazil: Jair Picerni  
 f)

In its last group match, the Brazilian team only played sporadically up to its standard. They only needed 20 minutes' play in order to beat the Moroccans clearly and without any problem. The efforts they made were not the same as in both first group matches, nor were some of the Brazilians convincing in a technical sense. Too many square passes in midfield were caught by the opposing midfield. Tactically seen, they did not have any problems though most players appeared to be too static.

The Moroccan team played a very good first half. Their style of play consisted in area-marking with 1-2 midfield players who had advanced. In the second half, they neglected strictly marking the opponents' midfield and they themselves began to attack with their backs. This enabled the Brazilians to split up their marking with classical counter-attacks, resulting in two goals for Brazil. More goals could easily have been scored. The Moroccan team still hoped for second position in the group prior to the game. However, when the South Americans began the game in their complete formation, the Moroccans had to curb their own ambitions.

In a technical sense, most of the Moroccan players were on a par with the Brazilians. The Brazilians were given too much room for playing as a result of uncontrolled and insufficiently precise passes. The Moroccans' technique at shooting was faulty and they could not make any serious kick at the Brazilian goals. All the same, they made a good impression both with regard to their performance and their fitness; they also behaved fairly during the entire game. Thus, there was no draw and the African team dropped out of the Olympic Football Tournament.

### Commentary on Group C

It is quite clear from the group rankings that both top teams, Brazil and Germany FR, got the first two places. Once again, Brazil owed their superior rank to their phantastic ability at successfully scoring goals from free-kicks near the opponents' penalty area. Once again, Saudi Arabia and Morocco had to realise that things got rough as soon as they played against teams from outside their own continent. However, with their style of playing, both teams made a big contribution towards a positive overall impression of the matches in this group.

Match No. 7	Germany FR – Morocco	2:0	(1:0)
Match No. 8	Brazil – Saudi Arabia	3:1	(1:0)
Match No. 15	Germany FR – Brazil	0:1	(0:0)
Match No. 16	Morocco – Saudi Arabia	1:0	(0:0)
Match No. 23	Saudi Arabia – Germany FR	0:6	(0:4)
Match No. 24	Morocco – Brazil	0:2	(0:0)

1. Brazil	3	3	–	–	6:1	6
2. Germany FR	3	2	–	1	8:1	4
3. Morocco	3	1	–	2	1:4	2
4. Saudi Arabia	3	–	–	3	1:10	–
	12	6	–	6	16:16	12

BRAZIL and GERMANY FR qualified for ¼ Finals.





## Group D

**Costa Rica**

**Egypt**

**Italy**

**USA**



## Costa Rica



### Preview on Costa Rica

Costa Rica had to qualify for the Final Competition of the Olympic Tournament in Zone 2 of CONCACAF. Their opponents in the first round were Honduras, whom they beat in the first away match 1:0. Costa Rica also won the return match 3:2.

The other group winners, Guatemala, were beaten 1:0 by Costa Rica in the third match, and the teams' return match ended 1:1. This way, Costa Rica qualified for the second round.

Here, the teams from Costa Rica, Cuba and Canada had to play one another. Two of the three teams could qualify for the Final Competition in Los Angeles. Costa Rica won the first match against Cuba 1:0, while the return match ended 0:0. Both ensuing matches against Canada ended 0:0 on a home-and-away basis. After Canada clearly won the first game against Cuba 3:0, the Canadian and Costa Rican teams had already qualified before the last group match between Cuba and Canada took place.

Costa Rica reached first place with 5 points, followed by Canada with 4 points and Cuba with one, whereby the two last teams had one game less.

### Final Round

Honduras v. Costa Rica	0:1 (0:0)	Costa Rica v. Cuba	1:0 (0:0)
Costa Rica v. Honduras	3:2 (2:1)	Cuba v. Costa Rica	0:0 (0:0)
Costa Rica v. Cuba	1:0 (0:0)	Costa Rica v. Canada	0:0 (0:0)
Cuba v. Costa Rica	0:0 (0:0)	Canada v. Costa Rica	0:0 (0:0)

No	Player	Age	WYC		Match 1	Match 2	Match 3
1	Rojas	32					
4	Hines	28					
5	Obando	24					
6	Chavarria	25					
7	Cayasso	23		1980			
8	Santana	31					
9	Flores	19					
10	Rivers	23					
11	Coronado	24					
12	Alpizar	25					
13	Toppings	31					
14	Guardia	24					
15	Diaz	25					
16	Solano	23					
17	Simpson-Lacey	29					
18	Gafagarza	21					
22	Gonzales	29					
	Average Age	25,6			26,5	26,4	25,8

### Costa Rica's Group Conclusion

The Spanish-speaking countries of CONCACAF qualified in a satisfactory manner but could not meet the expectations placed in them at the tournament. Their strong point is undoubtedly the great fighting strength they display when playing on home ground. Outside its territory, the team seems to be rather inhibited and does not dare show any unison as a team.

The Costa Ricans turned out to be weak and inferior in all athletic aspects. There was no order and discipline in defence. Several players displayed some good moves in midfield and when on the offensive. However, most of them were too overhasty and inexperienced in closing stages. The Central Americans scored a beautiful victory over Italy, which had already qualified for the second round at this stage. This victory which came more as a surprise, was well-deserved all the same. The team displayed an excellent morale and fighting spirit at this match and its performance at its last match of the Tournament was appreciated by everyone.

### Group Results

#### Match 1

USA  
0 3

#### Match 2

Egypt  
1 4

#### Match 3

Italy  
1 0

## Egypt



### Preview on Egypt

Egypt had to play Sudan in their first game. In Sudan, the result was 0:0 whilst the Egyptians won the return match 2:0, thereby reaching the next round.

Egypt played the finalist at the '82 World Cup, Algeria in the third round. The 1:1 draw they scored in the away match gave them confidence in approaching the return game which they just won 1:0. This is how Egypt qualified for the Football Tournament of the 1984 Olympiad.

#### First Round

Egypt v. Sudan	2:1 (1:0)
Angola v. Cameroon	1:1 (0:0)
Cameroon v. Angola	3:2 (1:1)

#### Second Round

Zambia v. Egypt	1:0 (0:0)
Egypt v. Zambia	2:0 (1:0)

#### Third Round

Algeria v. Egypt	1:1 (1:1)
Egypt v. Algeria	1:0 (0:0)

No	Player	Age	WYC		Match 1	Match 2	Match 3	¼ Final
1	El Maamour	29						
2	Gadallah	29						
3	Yassine Mohamed	24						
4	Mahmoud Hassan	23	1981					
5	Awadallah Youssef	25						
6	Sedki Mohamed	23	1981					
7	Ismail Ahmed	31						
8	Gharib Shawki	24						
9	Sayed Abdel-Ghani	25						
10	Mahmoud	23						
11	Soleman Emad	23	1981					
12	Amer Taher	24						
13	Hamed El Badr	25						
14	Ahmed Mahmoud	22						
15	Omar El Zeer	25						
16	Morsy El Alaa	23						
17	Salem Ahmed	31						
	Average Age	25.2			24.2	24.9	25.0	24.7

### Egypt's Group Conclusion

On the whole, the Egyptian team left behind a very good impression. In an athletic and technical sense as well as with regard to running and performing, the players were a positive surprise. The expulsions imposed during the first match against Italy were incomprehensible. They cost the team lots of strength and substance and not only were there players but also new forces missing in the ¼ final match against France.

The Egyptians had a clear playing style and they had a very good match concept. On qualifying for the second round, the team showed that it was on the right track. With its technical, original style, it will soon figure among the leading teams not only of its own continent but also of others.

Group Results

Match 1

Italy  
0:1

Match 2

Costa Rica  
4:1

Match 3

USA  
1:1

## Italy



### Preview on Italy

The Italian team was in third position in Group C for the Final Competition of the 1984 Olympic Football Tournament. When USSR withdrew, Italy were invited to participate.

The results of the Preliminary Competition matches, four draws and two defeats, were achieved by a young team. The selection at the matches of the Preliminary Competition and that in the Final Competition in Los Angeles were not identical by any means. Thus, it was thanks to the Italian Football Association that such a dynamic team could be nominated for the Olympic Football Tournament within such a short space of time.

Italy v. Yugoslavia	2:2 (2:0)
Romania v. Italy	0:0 (0:0)
Yugoslavia v. Italy	5:1 (3:1)
Italy v. Netherlands	2:2 (0:1)
Italy v. Romania	1:2 (1:1)
Netherlands v. Italy	1:1 (0:0)
Invited as first team	

No.	Player	Age	WYC	Match 1	Match 2	Match 3	¼ Final	½ Final	3 <sup>rd</sup> Place
1	Tancredi	29							
2	Ferri	21	1981						
3	Galli	21							
4	Nela	23							
5	Tricella	20							
6	Vierchowod	25							
7	Bagni	28							
8	Baresi	24	1977						
9	Battistini	21							
10	Sabato	26	1977						
11	Vignola	25							
12	Zenga	24							
13	Fanna	26							
14	Massaro	23							
15	Briaschi	26							
16	Iorio	25							
17	Serena	24	1977						
	Average Age	24,2		24,6	24,6	23,7	24,2	24,2	24,1

### Italy' Group Conclusion

Once again, Italy qualified at a very rational cost. As usual, the team was very disciplined and each player was full of fighting strength, particularly in defence. Their big advantage compared to other teams was that they coldbloodedly exploited their opponents' errors.

The Italians only displayed their top skills in a few phases and rarely did their performance reach peak level. All the same, the "Azzurri" did reach the match for 3<sup>rd</sup> place thanks to their being a homogeneous, successful team.

Group Results

Match 1  
Egypt  
1:0

Match 2  
USA  
1:0

Match 3  
Costa Rica  
0:1

## USA



### Preview on USA

Being the host country, USA automatically qualified for the Final Competition. Thus countless preparatory matches were played in an official manner in the last months prior to the Olympic-Football Tournament. The programme included no less than 51 games and the team even went on a European tour as well as participating in an international tournament in China PR in June 1984.

A negative factor was most certainly a modification in the squad of 11 players just a few months prior to the start of the Football Tournament. All the same, one can say that the U.S. team performed very well. It should also be noted that the line-up of the Olympic team was stronger than had been initially intended.

No	Player	Age	WYC		Match 1	Match 2	Match 3
1	Brcic	28					
2	Savage	24					
3	Thompson	24					
4	Durgan	25					
5	Tambi	23					
6	Di Bernardo	28					
7	Kapp	25					
8	Borja	25					
9	Moyers	28					
10	Davis	26					
11	Perez	21	1983				
12	Crow	23					
13	Willrich	31					
14	Fox	23					
15	Swanner	23					
16	Hooker	19	1983				
17	Amr Aly	22					
	Average Age	24,6			25,5	25,5	25,1

### USA's Group Conclusion

With the fanatical support of their compatriots, the USA team did not know how to make the most of their home advantage. In spite of countless preparatory matches, the team was transformed and management was also exchanged. Subsequently, these late changes had a negative effect

The team was really aggressive and had a good approach towards its opponents. However, they were too eager in the individual playing stages and actions were precipitate. Certain players could not get over their excessive nervousness and the strain of having to play in front of their own public. The performance of the U.S. team seemed to be inhibited and stiff. The team nearly missed qualifying as a result of having a bad average compared to Egypt. Although, in comparison with other good teams from Africa and Asia, the U.S. team seemed very mature within CONCACAF, it did not have any chances of beating the hardened Italians.

However, the U.S. team is on the good path, after doing well at the 1983 World Youth Championship in Mexico. The progress made there was wholeheartedly confirmed in California.

Group Results	Match 1	Match 2	Match 3
	Costa Rica	Italy	Egypt
	3:0	0:1	1:1



**3      29.7.      19.30      Palo Alto      USA v. Costa Rica      3:0 (2:0)**

USA: 1 Bricic, 2 Savage, 3 Thompson, 7 Kapp, 12 Crow, 8 Borja (61 min 16 Hooker), 6 Di Bernardo, 10 Davis, 11 Perez (55 min 14 Fox), 13 Willrich, 9 Moyers

Costa Rica: 1 Rojas, 13 Toppings, 17 Simpson-Lacey, 4 Hines, 5 Obando, 6 Chavarria, 8 Santana, 10 Rivers, 16 Solano (64 min 11 Coronado), 14 Guardia (67 min 9 Flores), 15 Diaz

- a) 1:0 - 23 min 10 Davis (USA); 2:0 - 35 min 13 Willrich (USA); 3:0 - 86 min 10 Davis (USA)
- b) Quinou (France) / Marquez (Mexico); Romero (Argentina)
- c) USA: 66 min 7 Kapp; Costa Rica: 27 min 1 Rojas
- d)
- e) USA: Alkis Panagoulitis; Costa Rica: Antonio Moyano
- f) 78,000

*After both teams had cautiously sized one another up, the standard of the game rose, whereby USA played more determinedly and self-assuredly. It also showed that the USA were more successful at holding their own in tussles and thus deserved to get in the lead. Costa Rica were disappointing in all aspects of modern performance. After half time, Costa Rica tried to overcome defeat that was looming up. Then, the U.S. team again took the initiative to play though the level was not the same as in the first half. The 3:0 result was a recompense for the public, so that this game at least appeared to be a good one.*

**4      29.7.      19.30      Pasadena      Italy v. Egypt      1:0 (0:0)**

Italy: 1 Tancredi, 2 Ferri, 4 Nela, 5 Tricella, 6 Vierchowod, 7 Bagni, 8 Baresi, 9 Battistini (60 min 14 Massaro), 13 Fanna, 16 Iorio (60 min 11 Vignola), 17 Serena

Egypt: 1 El Maamour, 3 Yassine, 4 Saleh, 5 Awadallah, 6 Sedki, 8 Bayoumi (83 min 7 Ismail), 9 Sayed, 11 Soleman (78 min 10 El Khatib), 12 Amer, 13 Mahmoud, 16 Morsy

- a) 1:0 - 63 min 17 Serena (Italy)
- b) Castro (Chile) / Sostanc (Yugoslavia), El Selmy (Kuwait)
- c) Italy: 16 min 7 Bagni, 45 min 6 Vierchowod, Egypt: 15 min 8 Bayoumi, 15 min 16 Morsy, 26 min 4 Saleh, 54 min 6 Sedki, 85 min 7 Ismail, 89 min 1 El Maamour
- d) Italy: 71 min 4 Nela, Egypt: 71 min 6 Sedki, 80 min 16 Morsy, 85 min 7 Ismail
- e) Italy: Enzo Bearzot, Egypt: Fathy Moussier
- f) —

*The opening match of this group was no propaganda for football. The spiteful game unfortunately suffered from the unfair playing style of both sides. The Italian team included experienced as well as physically and technically excellent players, who skillfully ran with the ball.*

*The great weakness of the team lay again with their poor finishing and their missing too many chances. During the entire game, the Egyptian goalkeeper only had to save two dangerous shots. Individual faults particularly crept into the defence, and some players had difficulties with the good technique of individual Egyptian players. They did not control midfield and often let the opponents dictate the game. The attackers repeatedly got caught in the adroit off side trap of the Egyptians.*

*It was thanks to the international experience of individual Italian players that the Azzurri just won 1:0. Moreover, there were only 8 Egyptian players left during nearly the entire second half.*

11 31.7. 19.00 Palo Alto Egypt v. Costa Rica 4:1 (2:0)

*Egypt.* 1 El Maamour, 2 Gadallah, 15 El Zeer, 5 Awadallah, 13 Mahmoud, 8 Bayoumi, 9 Sayed, 14 Mahmoud-Helmy, 11 Soleman, 10 El Khatib, 12 Amer

*Costa Rica.* 22 Gonzales, 13 Toppings, 17 Simpson-Lacey, 5 Obando, 16 Solano, 8 Santana (46 min 10 Rivers), 6 Chavarria, 14 Guardia, 11 Coronado, 15 Diaz (46 min / Cayasso), 12 Alpizar

- a) 1:0 - 32 min 10 El Khatib (Egypt), 2:0 - 35 min 9 Sayed (Egypt); 3:0 - 62 min 11 Soleman (Egypt); 4:0 - 71 min 2 Gadallah (Egypt); 4:1 - 87 min 11 Coronado (Costa Rica)  
 b) Marquez (Mexico) / Romero (Argentina), Evangelista (Canada)  
 c) Costa Rica: 30 min 13 Toppings  
 d) -  
 e) Egypt Fathy Moussier, Costa Rica Antonio Moyano  
 f) 20.645

*Egypt stayed on the defensive and only really assumed action once they had assessed the scene. They played surprisingly good football - physically strong, technically good and full of variety in its tactics*

*On the other hand, Costa Rica did not discard their role of training partners though they continued playing relentlessly, hoping for improved results. The Egyptians played good football at this stage and thus aroused their own hopes in the continuance of this Tournament*

12 31.7. 19.00 Pasadena Italy v. USA 1:0 (0:0)

*Italy.* 1 Tancredi, 2 Ferri, 3 Galli, 5 Tricolla, 6 Vierchowod, 7 Bagni, 8 Baresi, 11 Vignola, 13 Fanna (81 min 10 Sabatol), 14 Massaro, 17 Serena (75 min 16 Iorio)

*USA.* 1 Brice, 2 Savage, 3 Thompson, 6 Di Bernardo, 7 Kapp, 8 Borja (61 min 16 Hooker), 9 Moyers, 10 Davis, 11 Perez, 12 Crow, 13 Willrich (67 min 14 Fox)

- a) 1:0 - 58 min 8 Baresi (Italy)  
 b) El Selmy (Kuwait) / Castro (Chile), Sanchez (Spain)  
 c) Italy: 25 min 7 Bagni, 85 min 11 Vignola; USA: 42 min 8 Borja (USA)  
 d) -  
 e) Italy Enzo Bearzot, USA Alkis Panagoulis  
 f) -

*The game's development should be divided up into two parts: The Italian team dominated in the first quarter-hour, especially with regard to fitness. However, this sank surprisingly after the first half-hour. This could also be seen in the second half: at the beginning, the Italians had a strong spell again, but their performance was minimal by the end of the game, as they tried to maintain the result.*

*In a technical sense, their performance was normal whereby No. 13 (Fanna) was often on the offensive. Tactically seen, the team used man-to-man marking for the entire duration of the game. In midfield, a mixture of area- and man-to-man marking was used. Leading players were No. 7 (Bagni) and 8 (Baresi) who, together with player No. 11 (Vignola), clearly influenced the game.*

*The American players got very involved in the game. At the start, they showed far too much respect for their opponents. Only in the second half did they try and get the Italian team into difficulties in a healthy attacking spirit. The American players were not convincing in a technical sense but they overcame this weakness by showing excellent dedication. A lack of international experience of nearly all the players was evident in tactics especially covering, a cross between area- and man-to-man covering in midfield, man-to-man covering in defence did not always work out. The U.S. team was physically well prepared and could still exert pressure towards the end of the game. Their healthy fighting spirit and untiring willpower to reach a draw against the favourites, Italy, greatly captivated the huge crowds of enthusiastic spectators. A draw would have been well earned and appropriate and would have had a considerable effect on football in the USA.*

**19      2.8.      19.00      Palo Aito      Egypt v. USA      1:1 (1:1)**

*Egypt:* 1 El Maamour, 13 Mahmoud, 15 El Zeer, 5 Awadallah, 3 Yassine, 8 Bayourni, 9 Sayed, 12 Amer, 7 Ismail (54 min 4 Saleh), 10 El Khatib, 11 Soleman (88 min 14 Mahmoud-Helmy)

*USA:* 1 Brcic, 2 Savage, 3 Thompson, 12 Crow, 7 Kapp, 4 Durgan (36 min 11 Perez), 14 Fox, 6 Di Bernardo (76 min 16 Hooker), 8 Borja, 10 Davis, 9 Moyers

- a) 0:1 - 8 min 3 Thompson (USA), 1:1 - 27 min 11 Soleman (Egypt)
- b) Romero (Argentina) / Evangelista (Canada), Marquez (Mexico)
- c) Egypt: 82 min 1 El Maamour
- d) —
- e) Egypt Fathy Moussier, USA Alkis Panagoulas
- f) —

*For 20 minutes, the U.S. team tried to score a goal and did so, thereby getting in the lead at this stage. When Egypt found their rhythm, the moves of the U.S. team got out of hand and they lost their initial concept. After half-time, the USA again tried to get in the lead and exerted pressure on the opponents' defence. With the large number of players in the Egyptian half, the Americans did not manage to penetrate and so all shots had to be taken at a distance, however well they were meant. With lots of efforts and expertise of long standing, the Egyptians could withstand until the end of the game and thus managed to save the result.*

**20      2.8.      19.00      Pasadena      Costa Rica v. Italy      1:0 (1:0)**

*Costa Rica:* 1 Rojas, 4 Hines, 5 Obando, 6 Chavarria, 10 Rivers, 11 Coronado (45 min 9 Flores), 12 Alpizar, 13 Toppings (63 min 8 Santana), 14 Guardia, 17 Simpson-Lacey, 18 Galagarza

*Italy:* 12 Zenga, 2 Ferri, 3 Galli, 5 Tricella, 6 Vierchowod, 8 Baresi (45 min 11 Vignola), 9 Battistini, 10 Sabato, 14 Massaro, 15 Braschi, 16 Iorio (66 min 17 Serena)

- a) 1:0 - 33 min 10 Rivers (Cosa Rica)
- b) Gebreyesus (Ethiopia) / McGinlay (Scotland), Castro (Chile)
- c) Costa Rica: 77 min 12 Alpizar; Italy: 84 min 2 Ferri
- d) —
- e) Costa Rica: Antonio Moyano, Italy Enzo Bearzot
- f) —

*In this third and last match, the Italian team only had one aim: victory. Coach Bearzot took the opportunity (his team had already qualified for the quarter-finals) to give some of the players on the squad a rest. Their tactical style of play did not change and they played very much on the offensive. The great weakness of the Italians was the end, when beautiful, clear chances to score were omitted. Unfortunately, the great individual capacities of the Italians did not work out as a whole. This gave their opponents the chance of making dangerous counter-attacks.*

*The Italian team certainly underestimated its opponents and thought it could defeat the Costa Ricans by merely playing around with the ball.*

*The Costa Rican team began the game with a great deal of respect. They played in a clear 4-4-2 system and tried early on to fool the Azzurri with surprising counter attacks. Their fighting spirit was admirable and the whole team performed superbly. Not only did they play very correctly but they also tried to give the whole game a good character. After two defeats, their well-earned victory considerably raised their morale.*

*The technical capacities of some players were very good and they did not have any problems with the ball. Although some of the players were real individualists and did not show any understanding for playing as a whole, they formed a homogeneous unity against the Azzurri.*

*Once again, this game showed that a team can never be underestimated if it fights hard during a game and keeps up this healthy fighting spirit right till the end.*

### Commentary on Group D

Italy reached first position in their group with 4 points from 3 games and a goal average of 2:1. In other words, they reached the top with a minimum. This way, they kept up the tradition of their "big brothers" at the 1982 World Cup. . . .USA lost the battle for second place due to their goal average, because the Egyptians who were really good, had concentrated more on their goal average during their game against Costa Rica. Costa Rica had lots of troubles in the first two games but then caught up in the final match against Italy with a 1:0 victory.

Match No. 3	USA	- Costa Rica	3:0	(2:0)
Match No. 4	Italy	- Egypt	1:0	(0:0)
Match No. 11	Egypt	Costa Rica	4:1	(2:0)
Match No. 12	Italy	- USA	1:0	(0:0)
Match No. 19	Egypt	- USA	1:1	(1:1)
Match No. 20	Costa Rica	- Italy	1:0	(1:0)

1. Italy	3	2	-	1	2: 1	4
2. Egypt	3	1	1	1	5: 3	3
3. USA	3	1	1	1	4: 2	3
4. Costa Rica	3	1	-	2	2: 7	2
	12	5	2	5	13:13	12

ITALY and EGYPT qualified for ¼ Finals.



Unfortunately, the skill of both forward lines went to waste in the penalty-area. The French defence could not appease the game and was endangered by the few attacks of the Egyptians. France preferred carrying out their attacks over the left wing, but repeatedly failed with the reinforced area-marking of the Egyptians. In the middle of the first half, France scored the leading goal over the right wing. Although Egypt had two possibilities of equalizing, they did not manage to achieve this. The second half began with fierce attacks by the Egyptian team, but thanks to their reinforced and superior defence, the French could overcome critical situations. Indeed, there were even repeated, promising counter-chances, one of which was used for a 2:0 result.

Egypt put all their eggs in one basket, exchanged two players and continued with their attacking play. Unfortunately this was not systematic enough and the players wasted a lot of energy in kicking high balls into the French penalty-area, where they were an easy catch for the defence players.

Good possibilities were given for getting a goal back at least.

One must say that the French victory was well deserved, for the team had made considerable improvement since the Preliminary Competition and excelled especially in its concentration and tactics.

**27      6.8.      17.00      Palo Alto      Brazil v. Canada      1:1 (0:0  
after penalty kicks 4:2**

*Brazil:* 1 Rinaldi, 2 Silva, 3 Brum (Pinga), 4 Galvão, 5 Kaeser (Ademir), 6 Ferreira, 15 Gil (Tonho) (56 min 7 Santos), 8 Verri (Dunga), 16 Vidal (Chicão) (69 min 9 Neto), 10 Oliveira (Gilmar), 11 Paiva (Silvinho)

*Canada:* 1 Lettieri, 2 Lenarduzzi, 3 Wilson, 4 Moore, 5 Bridge, 6 Ragan, 8 Gray, 10 Mitchell, 11 Sweeney, 12 Vrablic (111 min 9 Garraway), 15 James

- a) 0:1 - 58 min 10 Mitchell (Canada); 1:1 - 72 min 10 Oliveira (Gilmar) (Brazil); penalty kicks 0:1 - 3 Wilson (Canada), 1:1 - 10 Oliveira (Gilmar) (Brazil); 2:1 - 9 Neto (Brazil), 3:1 - 9 Kaeser (Ademir) (Brazil); 3:2 - 8 Gray (Canada); 4:2 - 6 Ferreira (Brazil)  
 b) Siles (Costa Rica) / Sanchez (Spain), Socha (USA)  
 c) Canada: 32 min 6 Ragan, 118 min 9 Garraway  
 d) —  
 e) Brazil: Jair Picerni, Canada: Tony Waiters  
 f) —

Brazil and Canada played one another fairly and not too fast. Both teams were of about the same strength and only towards the end of the first half did Brazil get two clear chances to score which unfortunately could not be transformed into goals.

It was pleasing to see the playing standard rise in the second half. After a 1:0 lead, Canada controlled the match, though they soon had to concede an equalizer which corresponded to the game's progress. All the same, a second goal was not given because of off-side - a situation which could not have provided another result.

**28**      **6.8.**      **19.00**      **Pasadena**      **Yugoslavia v. Germany**      **FR**      **5:2 (2:2)**

*Yugoslavia* 12 Ivković, 15 Miljus, 3 Baljić, 4 Katanec, 5 Elsner, 6 Radanović, 8 Gračan, 10 Bazdarević (89 min 17 Mrkela), 13 Nikočić, 11 Cvetković, 14 Deverić (78 min 16 Stojković)

*Germany FR*, 1 Franke, 2 Bockenfeld, 4 Bast, 5 Wehmeyer, 6 Buchwald, 16 Schreier (68 min 9 Schatzschneider), 7 Groh, 8 Bommer, 10 Brehme, 15 Rahn, 11 Mill

a) 0:1 - 35 sec 8 Bommer (Germany FR); 1:1 - 21 min 11 Cvetković (YU); 2:1 - 27 min 6 Radanović (YU); 2:2 - 28 min 2 Bockenfeld (GFR); 3:2 (penalty) - 46 min 8 Gračan (YU); 4:2 - 58 min 11 Cvetković (YU); 5:2 - 70 min 11 Cvetković (YU)

b) Romero (Argentina) / Diaz (Colombia), Marquez (Mexico)

c) Yugoslavia: 40 min 5 Elsner, 81 min 16 Stojković, Germany FR: 61 min 11 Mill

d) —

e) Yugoslavia: Ivan Toplak, Germany FR: Erich Ribbeck

f) 58,439

*Germany FR had a good start and already scored a goal in the first minute. But the Yugoslavs did not give up and responded with counter-attacks.*

*Both sides were fast and used hard tackling, but the Yugoslavs kept up their skilful play.*

*The game was played openly and there were opportunities for both sides, whereby the self-confidence of the young Yugoslav team was impressive when it got an equalizer after taking a corner.*

*Thereupon, the German players remained calm and in control of the situation. But Yugoslavia did not hide either and won a corner, which produced the leading goal. However, Germany FR equalized in the next few minutes.*

*Both teams kept up their open and technically attractive performance. With time, the game became grimmer, covering was reinforced and tackling increased. Both teams wanted to keep the result until the break.*

*A lightning start of the Yugoslavs led immediately to a penalty and to their taking over the lead after half-time. They kept on the offensive in order not to provoke the pressure of the West German team. The latter seemed to get nervous and lost lots of balls to the Yugoslav defence. The German defence advanced and exposed itself, encouraging the Yugoslavs to counter-attacks. The latter did so, thereby leading 4:2. Germany FR tried hard to equalize, but a kick at the goal post was the only tangible outcome.*

*Yugoslavia did not hide and kept up their counter-attacks.*

*The Yugoslavs who were much more agile, repeatedly sent the confused German defence in the wrong directions, including German goalie Franke.*

*Up ahead the pressure was reinforced. Thus, the fifth goal was only the logical follow-up of the panicky concept.*

*Once definitely in the lead, Yugoslavia also got the upper hand as far as play was concerned. Each player seemed to be better than his German counterpart.*

*The Yugoslav team truly deserved to win, doing so in a highly superior manner in all aspects of modern football. At the same time, they gave the German team a lesson on the modern interpretation of the game.*

**Commentary on ¼ Finals**

Good football that everyone had been awaiting came with the quarter-finals. Whilst in Pasadena, results clearly showed that France beat Egypt and Yugoslavia beat Germany FR, Italy and Chile as well as Brazil and Canada (the latter even needed penalty-kicks) played extra-time to decide the victory in Palo Alto. In any case, one got the impression that it was not only the fortunate teams that qualified for the semifinals. With France, Brazil, Yugoslavia and Italy, the four most mature teams had reached the semi-finals. One must credit the eliminated teams with having contributed towards the exciting development of the quarter-finals, and all four dropped out of the Olympic Tournament with their "heads erect".

Italy	- Chile	1:0	after extra-time
France	- Egypt	2:0	(1:0)
Brazil	- Canada	1:1	after extra-time (0:0). Brazil qualified after penalty-kicks (4:2)
Yugoslavia	- Germany FR	5:2	(2:2)





30 8.8. 20.30 Palo Aito Italy v. Brazil 1:1 (0:0)  
after extra-time 1:2

*Italy:* 1 Tancredi, 3 Galli, 4 Nela, 5 Tricella, 6 Vierchowod, 7 Bagni, 8 Baresi, 10 Sabato (77 min 9 Battistini), 13 Fanna, 14 Massaro (61 min 16 Iorio), 17 Serena

*Brazil:* 1 Rinaldi, 2 Silva, 3 Brum (Pinga), 4 Galvão, 5 Kaeser (Ademir), 6 Ferreira, 15 Gil (Tonho) (110 min 17 Cruz), 8 Verri (Dunga), 9 Neto (78 min 16 Vidal) (Chicão), 10 Oliveira (Gilmar), 11 Paiva (Silvinho)

- a) 0:1 – 53 min 10 Oliveira (Gilmar) (Brazil), 1:1 – 62 min 13 Fanna (I): 1:2 - 95 min 2 Silva (Brazil)
- b) Socha (USA) / McGinlay (Scotland), El Selmy (Kuwait)
- c) Italy: 30 min 17 Serena, 111 min 8 Baresi; Brazil: 80 min 15 Gil (Tonho), 101 min 11 Paiva (Silvinho)
- d) —
- e) Italy: Enzo Bearzot, Brazil: Jair Picerni
- f) 83.642

*Spirited football was played at this semi-final. Both teams were in a positive mood and ready to play on the attack. Brazil missed two clear chances of scoring so that the first half ended with a goalless score*

*Fortunately, the level of the game did not drop and spectators got to see a fast, attacking game in the second half. The 1:1 result after 90 minutes of play was justified. Only in extra-time did the Brazilians manage to obtain the winning goal, therefore qualifying for the Final*

### Commentary on ½ Finals

One can gather from the match reports that both semi-finals were of quite a high level. The equality of the four teams is emphasized by the fact that both games had to be played with extra-time. With France and Brazil, a representative team of both European and South American football became successful, which promises a lot for the Final.

### 3rd Place

**31**      **10.8.**      **19.00**      **Pasadena**      **Italy v. Yugoslavia**      **1:2 (1:0)**

*Italy:* 1 Tancredi, 3 Galli, 4 Nela, 5 Tricella, 6 Vierchowod, 7 Bagni, 8 Baresi, 11 Vignola, 14 Massaro, 16 Iorio (43 min 15 Briaschil, 17 Serena (76 min 9 Battistini)

*Yugoslavia:* 1 Pudar, 2 Capljic, 3 Baljic, 4 Katanec, 5 Elsner, 6 Radanovic, 15 Miljus, 8 Gračan, 10 Bazdarevic, 14 Devenic, 16 Stojkovic

- a) 1:0 - 27 min 11 Vignola (Italy) - penalty; 1:1 - 59 min 3 Baljic (YU); 1:2 - 81 min 14 Devenic (Yugoslavia)
- b) McGinlay (Scotland) / Siles (Costa Rica), Gebreyesus (Ethiopia)
- c) Italy: 74 min 8 Baresi; Yugoslavia: 12 min 2 Capljic (Yugoslavia)
- d) —
- e) Italy: Enzo Bearzot, Yugoslavia: Ivan Toptak
- f) 100,374

*The first half did not come up to expectations by any means. Both teams whose strength on the field had been influenced by send-offs and injuries, could not achieve the same accomplishments of the previous matches.*

*Without any highlights and exciting scenes in the goal area, the game became rather monotonous.*

*One of the rare scenes in the goal area produced the penalty that placed the Italians in the lead.*

*Even though the Yugoslavs had big shares of the game, the result stayed at 1:0, as their finishing was too hesitant.*

*In the second half, the Yugoslavs stayed in the attack, whereas Italy operated from the defence and did not appear ready to take risks, in the course of the game, Yugoslavia did not give up. They tried hard in their style of play and scored a well-deserved equalizer following a free-kick.*

*Thereupon, the level of the game rose and both teams tried hard to score the leading goal in the following stage. However, it could clearly be seen that both teams had suffered from the strain of the previous matches.*

*The Yugoslavs' more economical style of play gave them advantages on the field which could also help them get in the lead in the course of the match.*

*The team managed to stay in the 2:1 lead right until the end and so won the well-merited bronze medal.*



**32      11.8.      19.00      Pasadena      Brazil v. France      0:2 (0:0)**

*Brazil:* 1 Rinaldi, 2 Silva, 3 Brum (Pinga), 5 Kaeser (Ademir), 8 Verri (Dunga), 9 Neto (58 min), 16 Vidal (Chicão), 10 Oliveira (Gilmar), 11 Paiva (Silvinho), 6 Ferreira, 15 Gil (Tonho) (58 min), 17 Cruz

*France:* 1 Rust, 2 Ayache, 3 Bibard, 8 Jeannot, 11 Rohr, 4 Bijaot, 9 Lacombe, 10 Lemoult, 5 Brisson (79 min), 7 Garande, 15 Xuereb (87 min), 6 Cubaynes), 16 Zanon

- a) 0:1 – 55 min 5 Brisson; 0:2 – 60 min 15 Xuereb
- b) Keizer (Netzerlands) / Romero (Argentina), Cha (Korea Rep)
- c) —
- d) —
- e) Brazil: Jar Picerni, France: Henri Michel
- f) 108,800

*The Final did not meet expectations in the first half. Good action was limited to midfield where both teams experienced their strongest moments.*

*A good technique on both sides enabled applied area-marking and good moves.*

*Unfortunately, this art ended in the opponents' penalty area.*

*Neither of the teams was ready to take any risks in forced attack. A lack of finish and losing the ball were evident.*

*In the second half, France were more eagerly on the attack. However, as both teams were still playing with a reinforced midfield, there was little space to develop extensive attacks.*


*Only when the French managed to get behind their opponents' defence did they succeed in scoring a goal with a header. This lead made the Brazilians react with stormy counter-attacks. However, in so doing, they did not neglect their short passes, so it was easy for the French defenders to stop these attacks.*

*France now shifted their attacks over to the wings, thereby exposing Brazil's marking and could score a 2:0 from a counter attack and after an error committed by the goalkeeper.*

*In spite of both sides having the possibility of improving their results with a free-kick for the Brazilians and the French playing out chances to score, the final result stayed at 2:0.*

*France, who played their best game in the tournament, were successful with their strong defence and especially sweeper Jeannot (No. 8). When they forced the game on the wings, the Brazilians had little chance of success.*

*Moreover, the Brazilians got physically weaker as France played more economically thanks to their markedly technical playing method. The Brazilian team was weak in the end and concentrated too much on individual performance.*







**Chapter 3**  
Tactical Features of the Modern Game  
As Illustrated by the Olympic Football Tournament





## **Tactical Features of the Modern Game As Illustrated by the Olympic Football Tournament**

As has already been mentioned, the question about game formation was answered more often than not by the combination of figures: 4-4-2 or 4-3-3. Yet, most teams had a more offensive or defensive playing style which was conditioned partly by factors depending on mentality and partly by the result a team was aiming at.

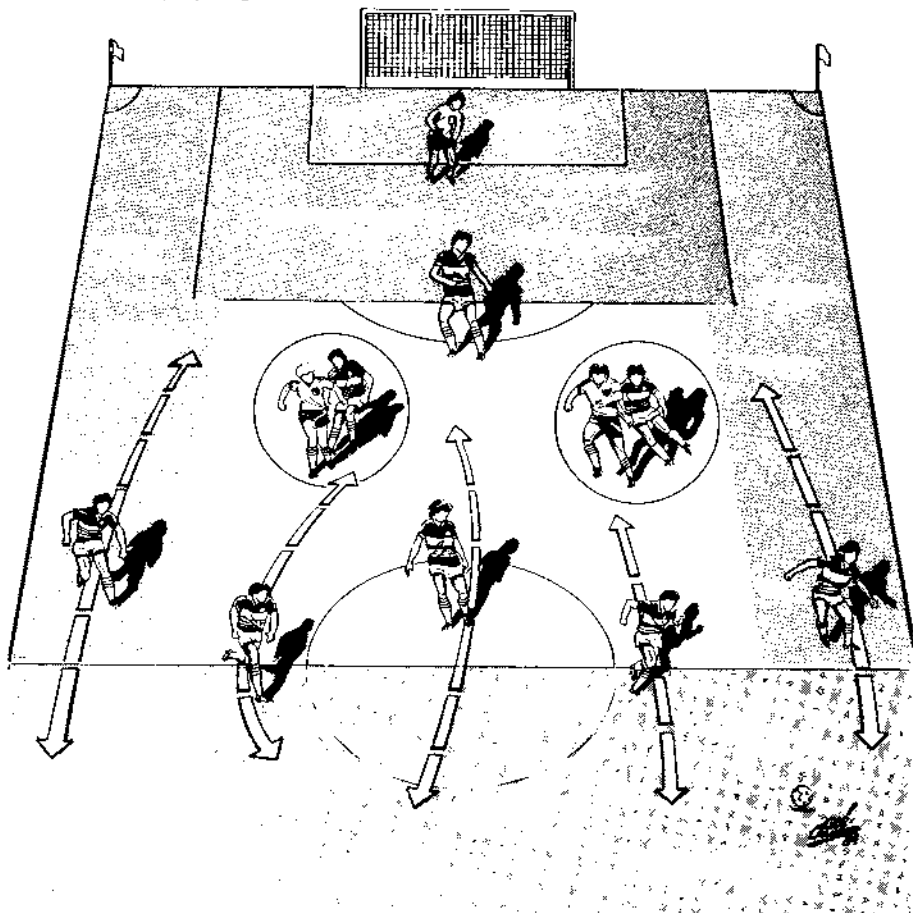
This attitude concerned the formation of the midfield rather, the importance of which was emphasized once more.

*A creative midfield is the condition for a good game (Brazil v. Saudi Arabia)*



Diagram 14

The midfield players have a double function in attack and defence. Because of this, they are obliged to continue technically adjusting to the match situation.



## **The Defence**

### **The Goalkeeper's Game**

Apart from a few games, none of the goalkeepers were seen to carry out any superb feats. The only exception was the Chilean goalkeeper, Furniel.

Already at the World Cup in Spain, the goalkeepers' personalities came more to the fore with experience and positioning than with spectacular reflexes (play).

This tendency also applied at the Olympic Tournament. Furthermore, the goalkeeper's performance is going through a tactical transformation brought on by the defence's formation.

As nearly all the teams are playing with an area-marking defence player (sweeper/libero), the goalkeeper is often forced back on his goalline. There he carries out a purely defensive function. His performance in the penalty-area and area-marking behind the defence is guaranteed by the action of the area-marking defence player (sweeper/libero) and this is no longer one of his duties as used to be the case.

In the meantime, however, through a tactical change in formation, the free space on the wings and open spaces along the sidelines have shifted, i.e. part of the pitch that the sweeper can no longer cover. Compared to earlier formations, other defence players can no longer position themselves there and they tend to group themselves in front of the goals in a funnel formation.

The space now available is used by the advancing midfield or defenders on the opposing team who can relatively easily centre the ball.

So, without any pressure from the opponents, these wings can produce dangerous goal situations in the penalty area, where the goalkeeper can only rarely intervene with success.

This should be remedied as soon as possible with reorienting the training of coaches.

Besides the new tactical instructions described above, the field players should also get further technical training. Many of today's shots at goal cannot be clearly seen by the goalkeeper, as the afore-mentioned funnel formation of the defence obstructs his vision.

The increasing technical quality of kicks at goal is emphasized by effective swerving shots that pose an additional problem for the goalkeeper.

Moreover, one could see that goalkeepers found the general uncertainty of the defence catching and were not responsible for consolidating the defence.

Nearly all the teams experienced scenes of panic where the incorrect conduct of the goalkeeper could be observed.

For instance, one should recall the games with the German and Yugoslav teams, where the goalkeepers' reactions were spontaneous and virtually inconceivable.

## **The Defenders**

In the defence, most of the teams played with an area-marking defence player (sweeper/libero) and, depending on the opponents' conduct in attack, with one, two, three or more man-marking defenders.

With this kind of formation, one obviously wanted to consolidate the defence. The clear subdivision into area- and man-marking roles was obviously supposed to prevent misunderstandings.

The area-marking defender limited himself to defensive and organisational duties and did not rely on the support of his own attacking players positioned in front of him.

The Yugoslav libero (Elzner) seemed to form an exception to this rule. He occasionally left the defence and advanced into midfield.

With the French Olympic winners, a retrograde development could be observed which admittedly did not miss its tactical target.

Warned of their flagrant weaknesses in defence in their first game against the Qatar team (the usual libero was sent off), the French could form the basis for victory by re-allocating defence duties in the ensuing games.

Together with the improved performance of the goalkeeper since the 1982 World Cup in Spain, this formation was the prerequisite for the offensive, attractive midfield play of the French.

A certain consolidation could also be observed in Qatar's defence after an area-marking defender could be retrieved in the second match.

Playing from a safe defence is certainly also part of the game's tactics within a Tournament, for it is very difficult to compensate for points once they have been lost.

In spite of clear, tactical plans for man-marking in front of the libero (sweeper), these were not always effectively implemented.

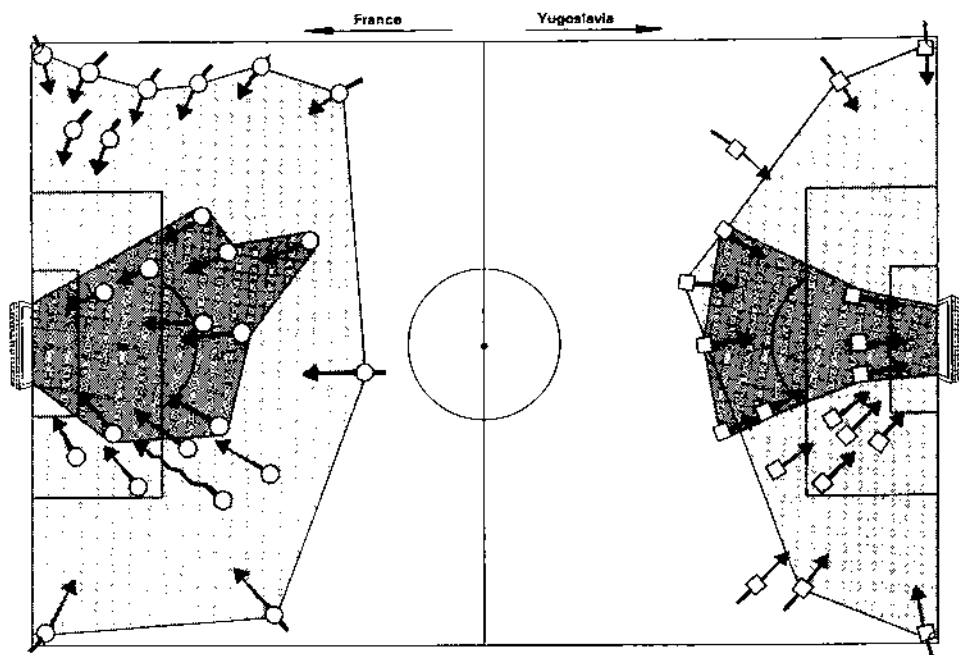



Diagram 15

*France v. Yugoslavia, 1st half:  
outline of the French attack over the right wing  
(excerpt from the match observation form).*



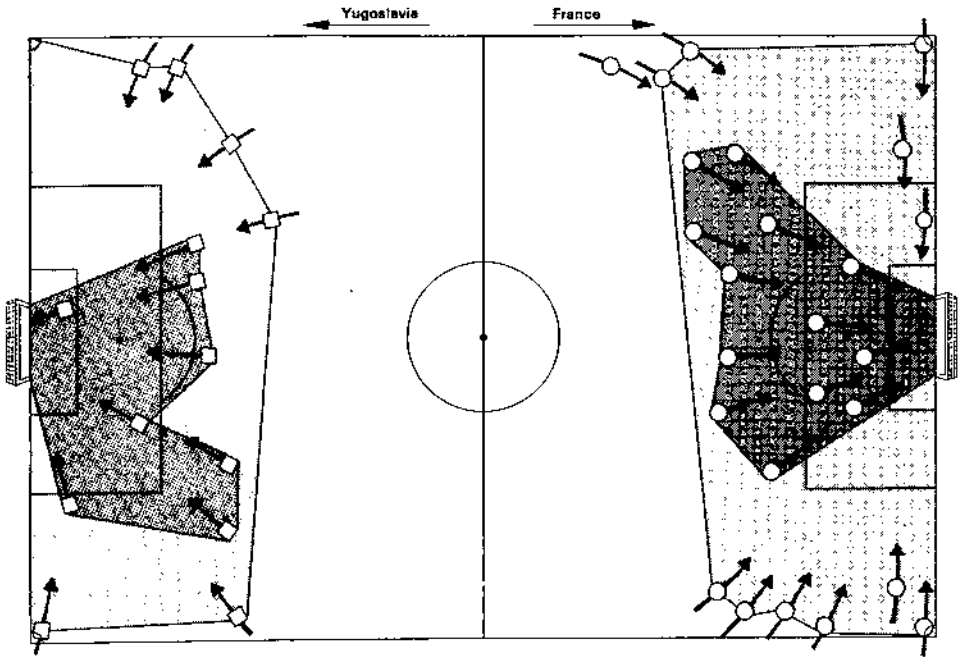


Diagram 16

*France v. Yugoslavia, 2nd half*

There are various causes for this:

The defenders did not have the necessary concentration to adjust themselves to their respective counterparts. Moreover, the centre of the defence or the goalkeeper did not have the necessary leadership qualities. When no instructions are given, every defence player must fend for himself. So the defence cannot play well in unison and the players' actions are hampered by uncertainty.

There are certainly problems involved which begin with the teams' preparations and have already been dealt with.

*Photo*

*France v. Yugoslavia: the Yugoslavs also preferred attacking over the wings*

During the Tournament, it became clearer that the defence players let themselves carry out actions going against the Laws in order to maintain the principle of man-marking.

Man-to-man tackling was often not permissible because actions with the ball and the opponent were badly timed. This can be explained to a certain degree by the growing tiredness of the players. The tournament's rhythm with insufficient intervals between the matches and aligning only 17 players turned out to be tiring for them.

If players involved in clashes had been fit and mentally ready for them, there may have been far less fouls. What is more, the defence players showed little understanding—another circumstance that could be linked with the preparation.

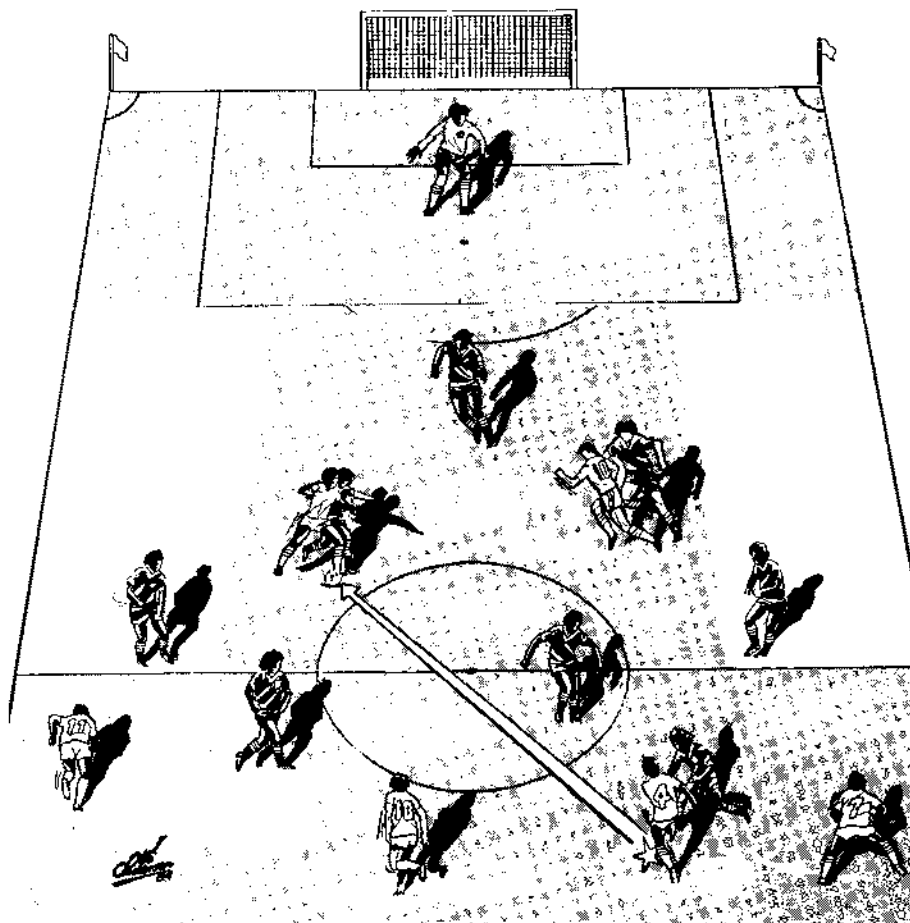
Collisions between defenders for the benefit of the attack, bad timing and positioning especially with centres were just as apparent as the lack of technique shown by the defence in heading the ball.

*This photo is an example of all functions of modern defence play: 1. the area-marking defence player; 2. the man-marking defence players against the attacking front-runners; 3. the area-marking defence players on the wings as they retreat in a funnel formation in front of the goal and 4. one can even recognize the attackers' forechecking (Brazil v. Saudi Arabia)*



Diagram 17

This diagram clearly depicts the defence formation illustrated on the adjoining photo.







There are sufficient examples for all these situations:

1. For the lack of concentration by the defence: the fast leading goal scored by Germany FR against Yugoslavia as well as a goal scored by the Yugoslavs against Germany FR after half-time (foul-penalty).
2. The bad heading technique was exemplified in the same game, when Germany had to concede two headers resulting from corner kicks. Within the same context, mention should also be made of the match: France v. Egypt. Furthermore, nearly 50% of the goals were scored from centres including corner kicks.
3. The lack of cohesion was already mentioned in connection with the match: France v. Qatar when both defence lines did not react homogeneously in the absence of a central, area-marking defender.

*The Yugoslavs showed how dangerous their headers were especially with corners.*



*With a superior technique at heading in attack, the Yugoslavs scored two magnificent goals with headers against the West German team*



## **Midfield**

### **Midfield in defence**

Obviously, all the teams recognised the importance of midfield for creating a good game.

But it is a long way to go from recognizing a fact until it is implemented.

Unfortunately, there was not much harmonious midfield play. The concept was either presented defensively or offensively. As a rule, on observing a midfield reinforced with up to 5 players, weaker teams saw a means of avoiding goals.

Mainly involved in area-marking, these midfield players grouped themselves in a funnel formation in front of their own penalty-area. This way, being stronger in numbers, they hoped to halt the opponents' attacks.

On the whole, they were successful because the attackers often did not find a way of dispersing such a funnel formation by playing down the wings.

The initial weakness of the French team should also be recalled here. They did not know how to play against the Qatari defence that had formed itself in this manner and were also exposed to the opponents' counter-attacks.

Unfortunately, midfield players only carried out their defence function in their own half. Thus, they lost the opportunity of getting possession of the ball at an early stage.


Instead, once they had the ball in their possession, counter-attacks were cautiously made to the fore over a wide surface, as there was one or maximum two front runners in the top half.

The Canadian team was an exception to the rule. Thanks to their good physical shape, they could soon forecheck the development of their opponents' play.

On the whole, the way most of the teams used the midfield was too stereotyped.

The offensive and defensive duties of the midfield players were also distributed individually. Only rarely did a spontaneous change take place. The Yugoslav and French teams were an exception, having a mentally lively midfield.

So, compared to the 1982 World Cup, little use was made of the free space on the wings by defence players bursting forward.



*Defensive conduct of a team in attack, midfield and defence.*

Only occasionally did one see those pairs of players that became well known at the 1982 World Cup, consisting of forwards and defence players and the first front runner.

This conclusion again backs up the difficult intermediate rank of the Olympic team also in a tactical sense.

Certain tactical duties were not expected of the players from the 1983 World Youth Championship as they lay above their performance level.

One would have expected more from an Olympic team in this sense.

### Midfield in Attack

There were virtually no kicks taken at goal from the second row. When they were taken, the goals were missed by far. Moreover, only very few teams used the wall pass as an important criterium for modern attack.

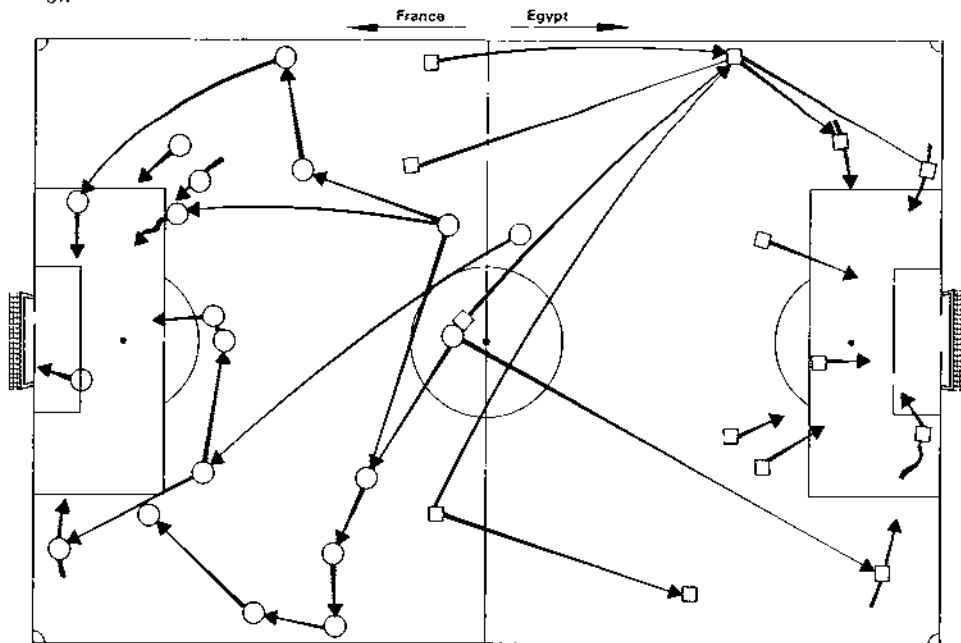
This observation backed up the remark on the double or interchangeable role of midfield between defence and attack. The attacking team automatically supports its own moves in a compact playing style, thereby shortening the distances between midfield and attack. This undoubtedly represents the tactical/technical basis for the wall pass.

In any case, it was refreshing to see this being used by the two best teams of the Tournament in a technical and tactical sense, namely, France and Yugoslavia.

With regard to the enormous physical claim on players within a short period of time, the reason for the less compact or closed playing style could be economical — the defensive attitude of the weaker teams.

Diagram 21

*The French team showed its superiority especially in midfield, from where attacks were played. The large number of square passes is easily recognizable which served to prepare attacks over both wings (France v. Egypt, 1st half).*

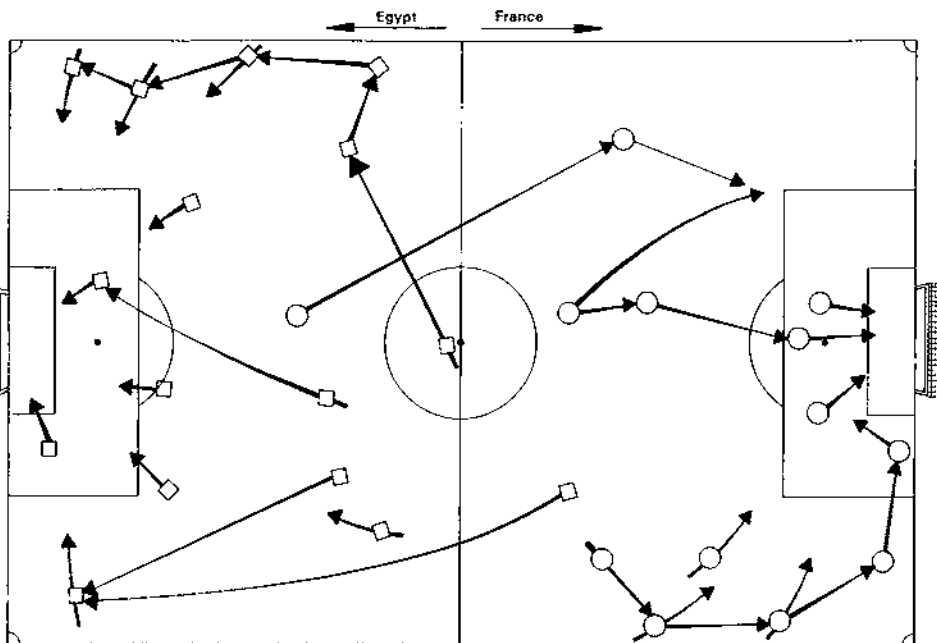




While keeping in possession of the ball, Brazil proceeded slowly with their attacks, while the opposing midfield tended towards area-marking. (Morocco v. Brazil)

#### Diagram 22

The second half emphasized the trend in the first half with Egypt making comparatively more direct and higher passes, cutting out the midfield with quick passes (France v. Egypt, 2nd half)



## **The Attack**

Most teams played with two front runners in the basic formation for attack. However, the biggest misinterpretations were made about these positions and functions.

So, none of the teams played with both front runners at the same height but they were always well marshalled. This separation of roles justifies the subdivision into 1st and 2nd strikers, whereby both were allocated quite different roles.

There are 3 basic concepts:

1. As a rule, the second striker who had been positioned to the rear, had 3 duties: On losing the ball, the player fell back and made himself available to receive the ball for his own midfield. He thus assumed several duties as schemer. He passed on the ball to midfield players as they came up to the free space on the wings (distance) or to the free space at the top in the case of counter-attacks.

2. He could make personal use of the ball resulting from a counter-attack and dribble to the afore-mentioned free space at the top.

A good example for this was Al Mohamedi, No. 16 from Qatar, who managed to score 2 goals within 10 minutes against France. It was this very function that turned out to be typical and successful at the Olympic Football Tournament.

Both France (Brisson, Xuereb) and Yugoslavia (Cvetković, Deverić) had equally successful No. 2 strikers on their teams.

These players clearly profited from their opponents' area-marking in this part of the field as well as from their own technical capacities at dribbling finishing up with a shot at goal after recognizing and tactically making use of the top part of midfield.

3. There were also match situations where the first front-runner intentionally bounced the ball back to the second front-runner who then got into possession of it, thus developing into a dangerous attacking player.


The first-front runner was also used for different attacking tasks.

1. Once the player had to create disturbance among the opponents' defence and use every opportunity to take a kick at goal. On the other hand, he also had to delay the opponents' counter-attacks and forecheck. While doing this, he knew he could rely on the second front-runner behind him.

2. This player should also be the next point for advancing defence, i.e. midfield players who want to back up their own attack.

Diagram 23

If one can talk about functional team formations in spite of all kinds of tactical combinations of figures, one can consider this variant to be a classic example





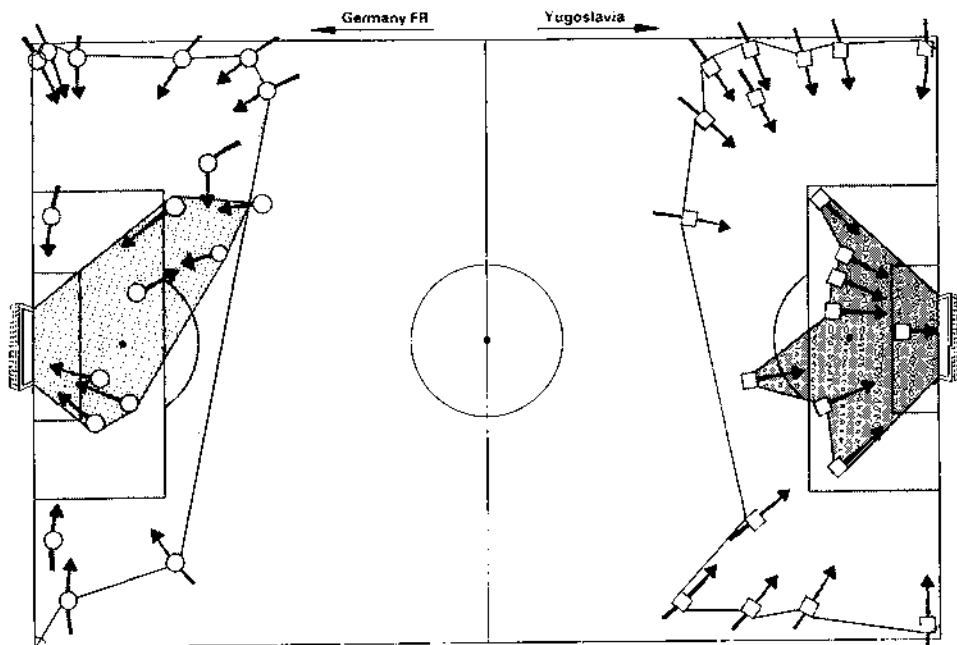
This advance can take place over the wings, representing the classical pair: offensive defence/1st front runner. This became well known in Spain at the 1982 World Cup: Kaltz/Hrubesch (Germany FR), Gerets/Vandenbergh (Belgium). Though not quite as evident, this variation could also be seen at the Olympic Tournament. Instead of taking place in breadth, there were many examples of this interchanging also being effected down the middle of the field.

Being the most exposed attack, he was also the most closely marked player. When in possession of the ball, he often appeared to be time-wasting. He was repeatedly fouled in this kind of situation. The resulting free-kick gave him the opportunity for a successful kick at goal or at least for an interruption of the game giving his midfield the necessary time to catch up.

The stationary balls were nowhere near as successful as at the 1982 World Cup. (There was a lack of specialists in free-kicks with the exception of France and Brazil.)

Diagram 19

*From the match observation form, one can clearly see that the Yugoslav team produced more dangerous situations close to the goals than the West German team. Yugoslavia v Germany FR. 1st half*



This can serve as example again for missing preparations on the one hand and on the other, for the maturity in performance that had not yet been reached.

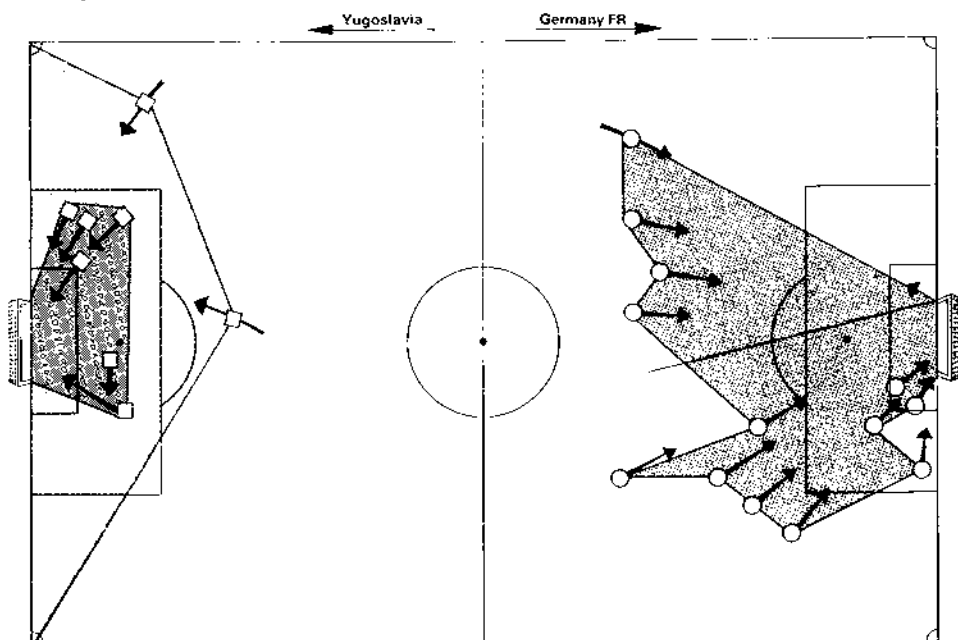
With respect to tactical concepts and formations, the same basic trends could be determined on the whole. However, the end product could not be compared to the same performance level of the 1982 World Cup.

The good tactical possibilities that the players developed on the field of play unfortunately did not reach a successful conclusion more often than not. This was partly due to bad passes and shots at goal and partly to the weak physical condition of the players after playing in previous competitions and having commitments to their clubs and national team prior to this Tournament.

There was also a conspicuous lack of star players, the only ones at the Tournament belonging to the leading teams. It was precisely due to this that the teams were less balanced in general.

Diagram 20

*Once they got behind, the West Germans repeated the error of not assuring possession of the ball, instead they aimed at a decisive outcome with long shots at goal! The Yugoslavs proved their dangerousness by producing situations close to the goals. Yugoslavia v. Germany FR 2nd half*





*France v Yugoslavia - free-kick scene.*

On comparing the Olympic Football Tournament with the World Youth Championship and the World Cup, this assertion becomes quite clear:

As a rule, the national "A" team represents a prototype team, which individually and as a team can provide a framework for the game and determine the formation and the game itself.

The concept of a game (at least in defence/attack) can be built up around special leading players.

The team plays well together and has been intensively prepared in the long term. Its players are well known and represent a certain quality of football. The national youth team can also be regarded as a certain end product of long-term planning for the youth. Here too, player personalities have developed with leadership qualities. They also possess youthful verve and enthusiasm combined with unspent freshness.

The excellent players at a World Youth Championship are considered as future national "A" team players. Under hitherto conditions, their target has been the national "A" team and not the Olympics.



*France v. Brazil – throw-in scene.*

Let us just recall the composition and preparations of the Olympic team (see Part I). Only those teams which were declared as teams preparing for the national "A" team were successful and played with a large number of player personalities: France and Yugoslavia and to a certain extent, Italy, Chile as well as certain players from Germany FR.

Though the Olympic and national "A" teams may be identical, the degree of their motivation may not be the same. Indeed, the Olympic team is just an intermediate stage on the road to the top: participation in the World Cup. This assertion was repeated by most of the coaches concerned.

In this case, the national "A" team is the end product. All the countries from Asia, Africa and CONCACAF can be given as examples. Thus, seen from this angle, it is not surprising that the Olympic Football Tournament did not produce any star players or teams.

However, it has achieved its aim in both developments, if the players can represent their country on the national "A" team in the not too distant future.

As we all know, many roads lead to success.

Diagram 24

France's formation: The overall tactical concept of the Olympic winner can easily be analyzed with this diagram. No 8 (Jeannot) playing as sweeper (area marking defence player). No 13 (Thouvenet) showing lots of urge to attack, while No 5 (Brissot) and 15 (Xuerbi) play as strikers. The mobile midfield supports both at attack and defence.

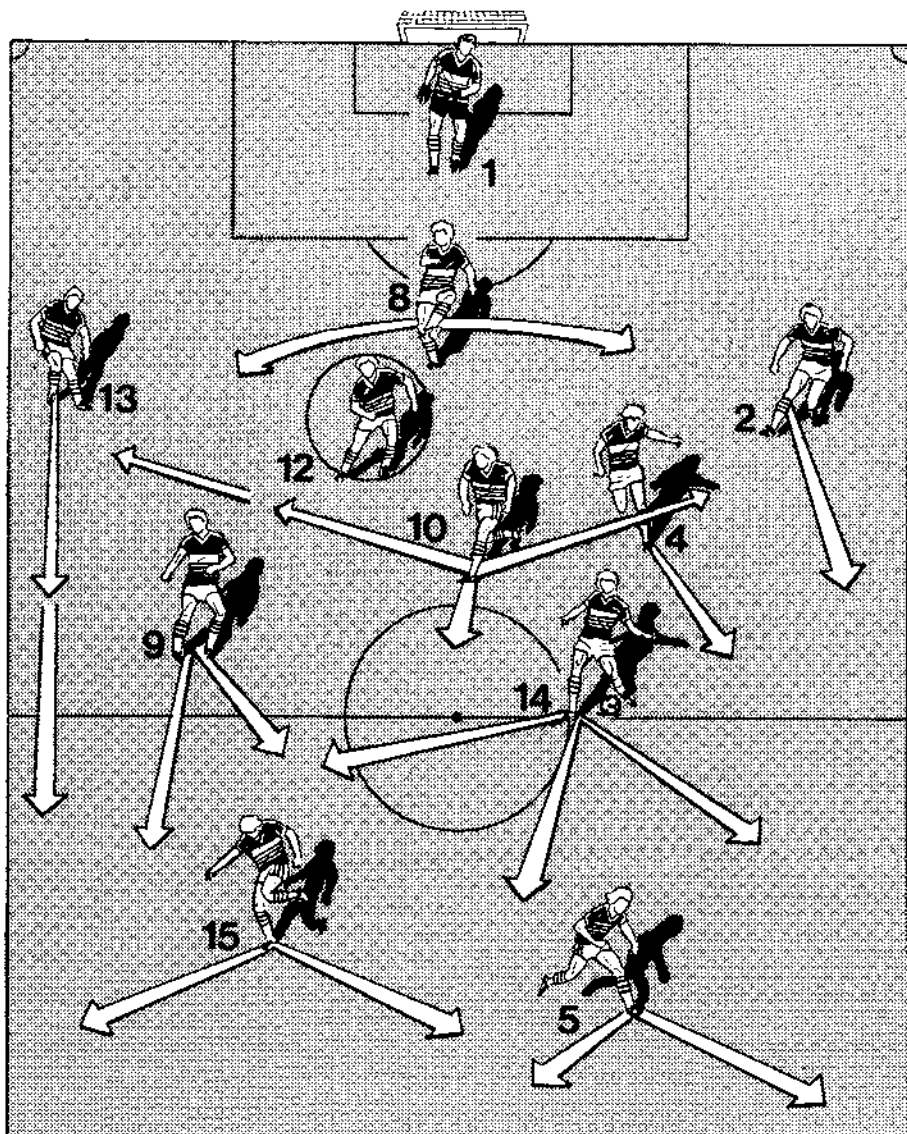




Diagram 25

The formation of the Yugoslav team was more mobile. Changes between strikers and advancing midfield players were not that seldom. This formation turned out to be very dynamic.








## Supplements

Technical Study Group:

*Walter Gagg, Switzerland; José Bonetti, Brazil; René Hüssy, Switzerland; Harry H. Cavan, Northern Ireland; Dr. Vaclav Jira, CSSR; Heinz Marotzke, Germany FR; Terry Neill, Northern Ireland*





## Recommendations

### 1. Number of players

The Technical Study Group recommends a uniform solution when determining the number of players. Let it be recalled that 20 players can be announced for the World Cup, 18 players for the WYC and 17 for the Olympic Tournament.

If all aspects are taken into account, a uniform solution of 18–20 players is absolutely essential.

All the same, an increase in the number of players can only be of indirect importance, i.e. when reserve players are actually used. Time and again, one saw coaches rely primarily on the stock of players and hesitatingly bring on the younger or inferior players.

Very often, one could see an injured member of the squad get first aid and then be allowed to play while the "less good" yet healthy players sat on the reserve bench.

One should not forget the psychological problems that were also raised in the 1982 World Cup Report in connection with the increased number of players. When one recognises—as a result of the inquiry—that the Olympic Tournament can also be a preparatory stage for the World Cup, one can reckon that this offers precisely the young players a chance to get international experience, which can be valuable later for the team at World Cup matches.

### 2. Miscellaneous

Mr. Harry H. Cavan, Senior Vice-president and Chairman of the Technical Committee, was appointed Chairman of the Referees' Committee recently. With two important Committees being thus linked within FIFA, one hopes to see all pending problems (refereeing, style of play, etc.) be coordinated from an angle of football rules and technique.

Here too, consideration should be given to proposed trios of referees and linesmen. Problems arising in the course of the game should equally be treated in this connection, namely, drinking water during the game (though the Medical Committee should again be handling the problem of dehydration during competitions in high temperatures).

The importance of the uniform application of the Laws of the Game should also be recalled here.

Flexibility and adjustment should be applied according to the commonsense of the referees.



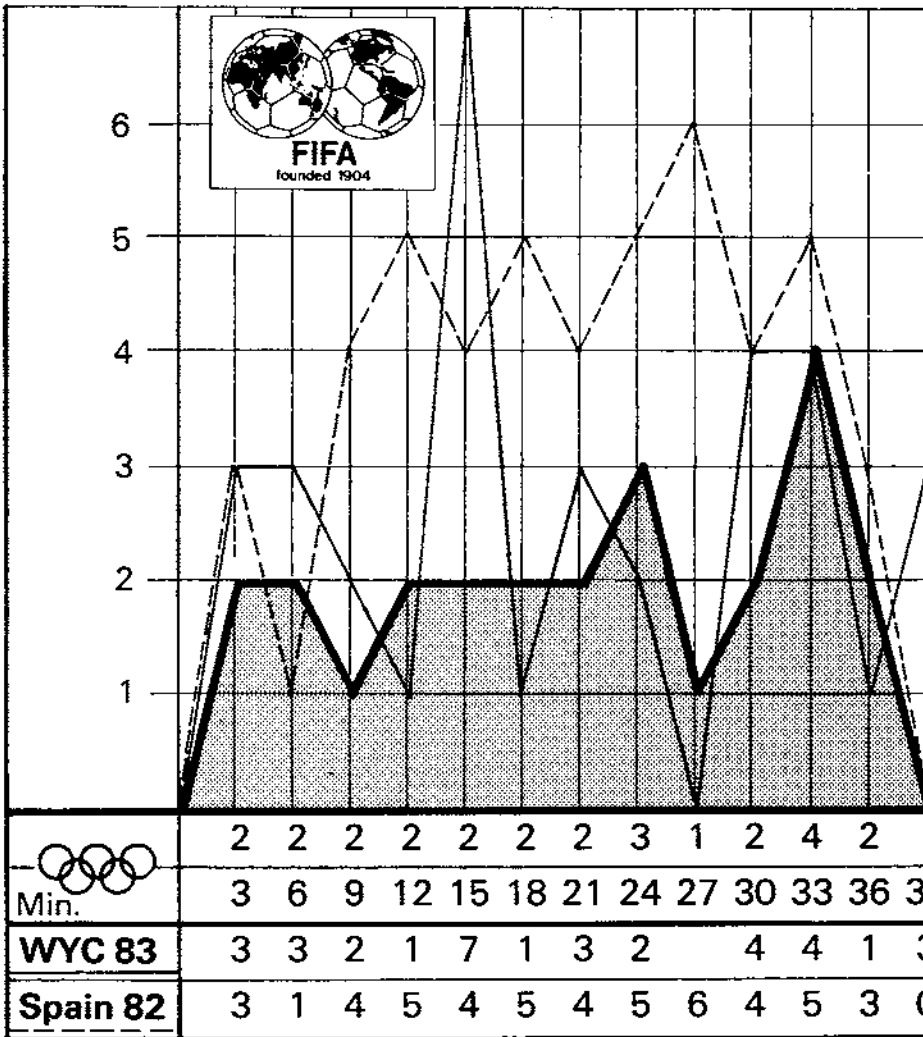
## List of Goalscorers / Classement des buteurs / Lista de goleadores

Goals Buts Goles	Matches Partidos	Players Joueurs Jugadores	Goals Buts Goles	Matches Partidos	Players Joueurs Jugadores
5	4	11 Cvetković (Yugoslavia)	1	3	9 Miller (Cameroon)
5	5	14 Deverić (Yugoslavia)	1	5	11 Paiva (Brazil)
5	6	15 Xuereb (France)	1	3	9 Mohammed M (Saudi Arabia)
4	5	10 Oliveira (Brazil)	1	4	10 Brehme (Germany FR)
3	5	13 Nikolić (Yugoslavia)	1	4	16 Baeza (Chile)
3	4	8 Bommer (Germany FR)	1	3	6 Ahlsen (Norway)
3	4	15 Rahn (Germany FR)	1	4	2 Gadallah El Sayed (Egypt)
3	4	10 Mitchell (Canada)	1	4	9 Abdelghani (Egypt)
3	4	5 Brisson (France)	1	4	10 Elkhatib (Egypt)
2	3	10 Davis (USA)	1	3	11 Coronado (Costa Rica)
2	3	9 Almohenedi (Qatar)	1	3	13 Merry (Morocco)
2	4	11 Soleman (Egypt)	1	3	13 Bahoken (Cameroon)
2	3	13 Vaadal (Norway)	1	5	10 Lemoult (France)
2	3	10 Mohammed H. (Iraq)	1	3	10 Rivers (Costa Rica)
2	5	8 Verri (Brazil)	1	4	9 Santis (Chile)
2	4	16 Schreier (Germany FR)	1	3	7 Mfede (Cameroon)
2	6	13 Fanna (Italy)	1	4	12 Vrablić (Canada)
2	6	11 Vignola (Italy)	1	4	11 Mill (Germany FR)
1	6	3 Baljić (Yugoslavia)	1	6	6 Radanović (Yugoslavia)
1	4	8 Gray (Canada)	1	5	4 Bijotat (France)
1	6	8 Gracan (Yugoslavia)	1	5	8 Jeannot (France)
1	5	9 Leiehardt Neto (Brazil)	1	5	9 Lacombe (France)
1	3	6 Shehab A. (Iraq)	1	5	2 Silva (Brazil)
1	3	13 Willrich (USA)	1	3	3 Thompson (USA)
1	6	17 Serena (Italy)			
1	5	7 Garande (France)			

Diagram 26

Comparative survey of goals at the following FIFA competitions:

- 1982 FIFA World Cup
- 1983 WYC
- 1984 Olympic Football Tournament



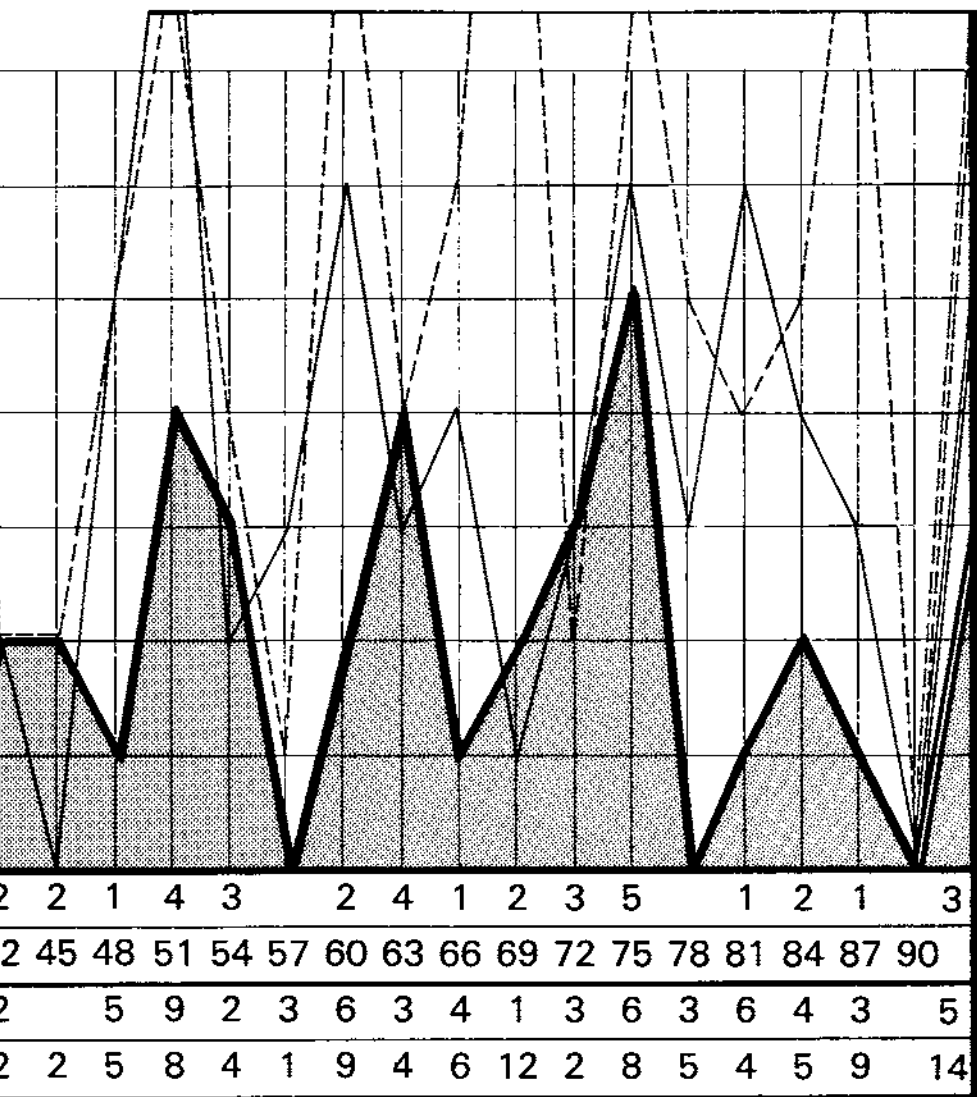
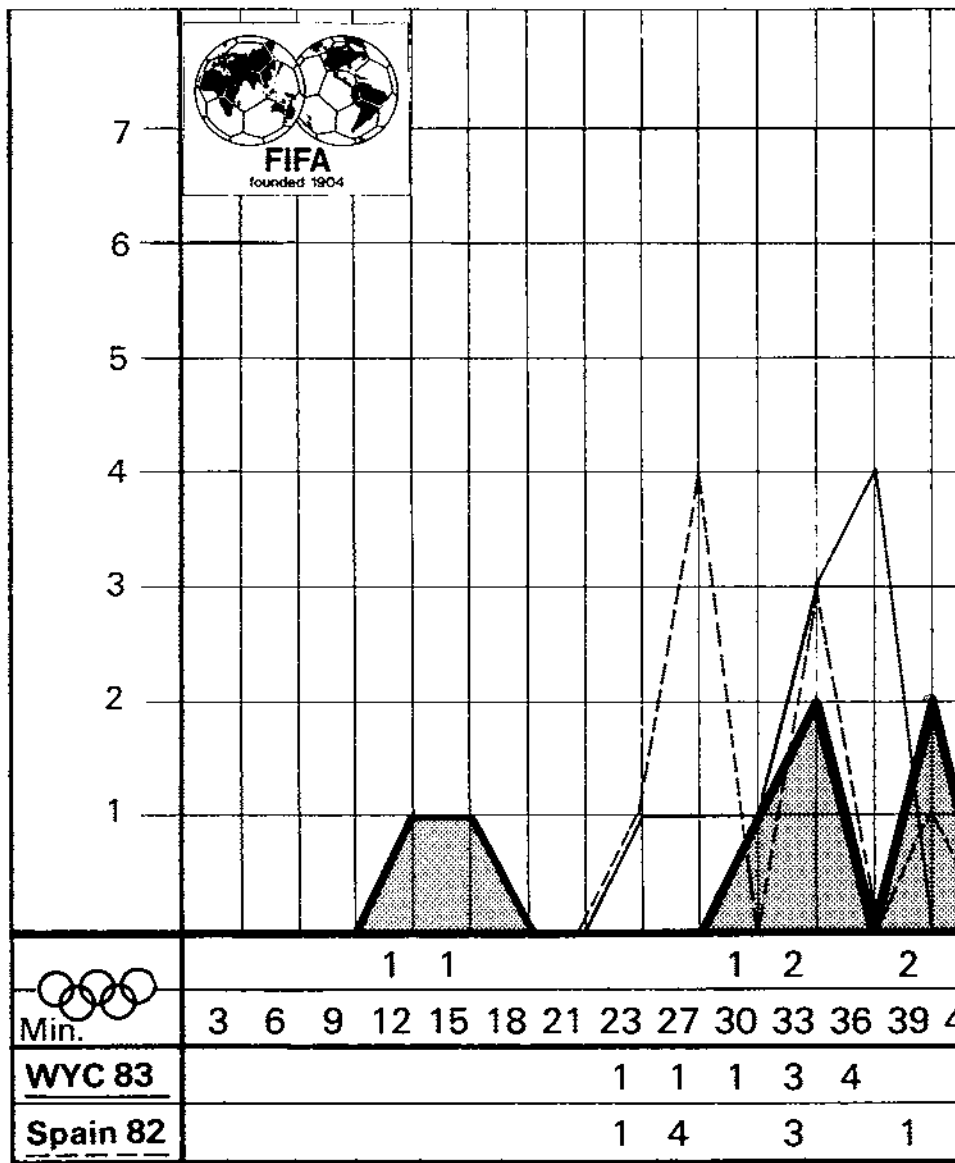
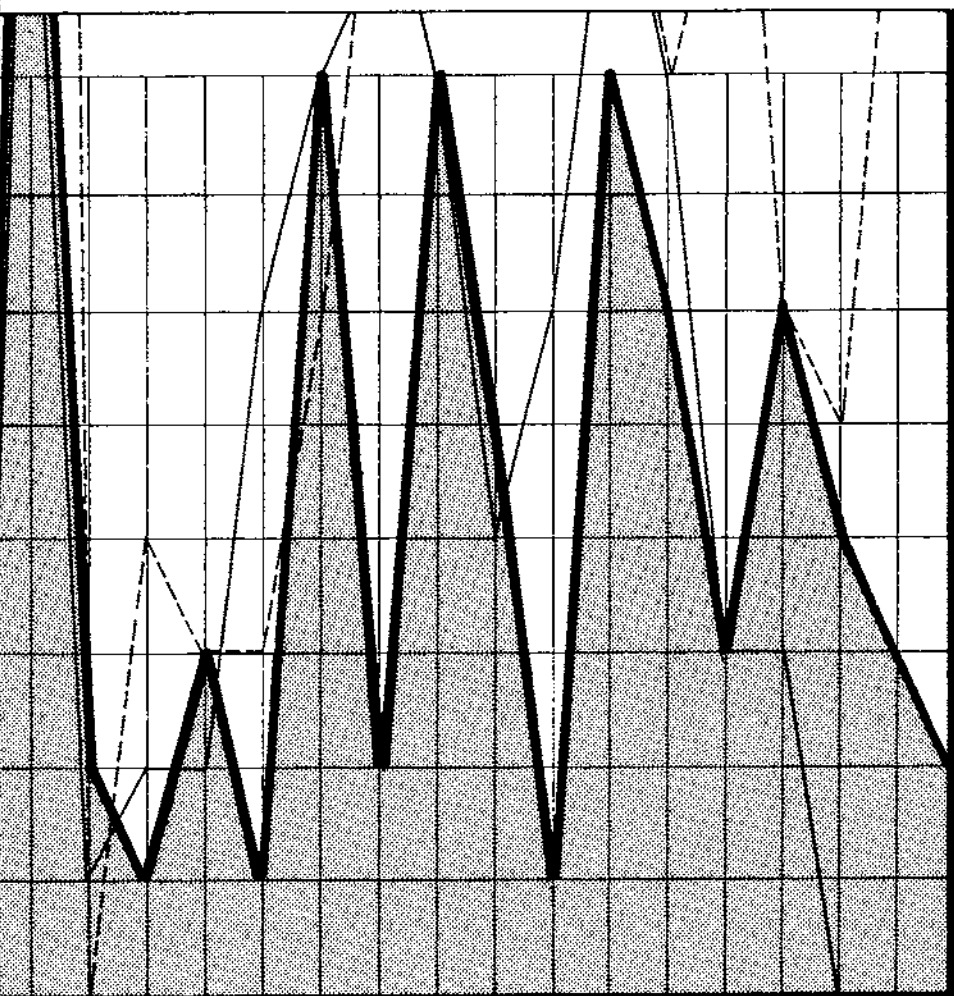


Diagram 27

Comparative survey of players' exchanges at the following FIFA competitions:

- 1982 World Cup
- 1983 WYC
- 1984 Olympic Football Tournament





5	2	1	3	1	8	2	8	5	1	8	6	3	6	4	3	2
5	48	51	54	57	60	63	66	69	72	75	78	81	83	87	90	
5	1	2	2	6	8	15	8	4	6	11	8	3	3			
24		4	3	3	6	10	12	10	11	11	8	10	6	5	11	1



## SPORT-BILLY TROPHY

Fair-Play Competition / Compétition Fair-Play / Competición Fairplay / Fairplay-Wettbewerb

Final Placing Teams	First Final Round			Third match Points deducted Number of points after third match	1/4 Finals	Semi-Finals and Final Matches			Total No. of points divided by the No. of matches Final standing (average)
	First match Points deducted Number of points after first match	Second match Points deducted Number of points after second match	Fourth match Points deducted Number of points after fourth match		Semi-Finals Points deducted Number of points after Semi-Finals	Match for 3rd place and Final Points deducted Number of points after Finals			
1 France	5 - 2 = 3	+5 - 0 = 8	+5 - 1 = 12	+6 - 0 = 18	+7 - 1 = 24	+8 - 0 = 32	32:6 = 5,33		
2 Germany FR	5 - 0 = 5	+5 - 1 = 9	+5 - 0 = 14	+6 - 1 = 19	-	-	19:4 = 4,75		
3 Brazil	5 - 2 = 3	+5 - 3 = 5	+5 - 1 = 9	+6 - 0 = 15	+7 - 2 = 20	+8 - 0 = 28	28:6 = 4,66		
4-6 Costa Rica	5 - 1 = 4	+5 - 1 = 8	+5 - 1 = 12	-	-	-	12:3 = 4,00		
Iraq	5 - 0 = 5	+5 - 1 = 9	+5 - 2 = 12	-	-	-	12:3 = 4,00		
USA	5 - 1 = 4	+5 - 1 = 9	+5 - 1 = 12	-	-	-	11:3 = 3,66		
7 Norway	5 - 1 = 4	+5 - 1 = 8	+5 - 2 = 11	-	-	-	11:4 = 2,75		
8 Canada	5 - 1 = 4	+5 - 1 = 8	+5 - 6 = 7	+6 - 2 = 11	-	-	7:3 = 2,33		
9 Morocco	5 - 5 = 0	+5 - 3 = 2	+5 - 0 = 7	-	-	-	5:3 = 1,66		
10 Saudi Arabia	5 - 1 = 4	+5 - 0 = 9	+5 - 9 = 5	-	-	-	5:4 = 1,25		
11 Chile	5 - 1 = 4	+5 - 6 = 3	+5 - 0 = 8	+6 - 9 = 5	-	-	2:3 = 0,66		
12 Cameroon	5 - 0 = 5	+5 - 2 = 8	+5 - 11 = 2	-	-	-	2:6 = 0,33		
13 Italy	5 - 11 = -6	+5 - 4 = -5	+5 - 1 = -1	+6 - 13 = -8	+7 - 2 = -3	+8 - 3 = 2	-6:4 = -1,5		
14 Yugoslavia	5 - 5 = 0	+5 - 2 = 3	+5 - 0 = 8	+6 - 2 = 12	+7 - 29 = -10	+8 - 1 = -3	-6:3 = -2,0		
15 Egypt	5 - 24 = -19	+5 - 0 = -14	+5 - 3 = -12	+6 - 0 = -6	-	-	-		
16 Qatar	5 - 1 = 4	+5 - 6 = 3	+5 - 14 = -6	-	-	-	-		



1984 OLYMPIC FOOTBALL TOURNAMENT  
TOURNOI OLYMPIQUE DE FOOTBALL, 1984  
TORNEO OLIMPICO DE FUTBOL, 1984  
OLYMPISCHES FUSSBALLTURNIER 1984

LOS ANGELES

Final Competition / Compétition Finale / Competición final / Endrunde

First Round / Premier Tour / Primera Vuelta / Erste Runde

Group A (Norway, Chile, France, Qatar)

29.7	Boston	Norway v. Chile	0 0 (0:0)
	Annapolis	France v. Qatar	2 2 (1:0)
31.7	Boston	Norway v. France	1 2 (1:1)
	Annapolis	Chile v. Qatar	1:0 (0:0)
2.8	Boston	Qatar v. Norway	0 2 (0:1)
	Annapolis	Chile v. France	1 1 (1:0)

Group B (Yugoslavia, Cameroon, Canada, Iraq)

30.7	Boston	Canada v. Iraq	1 1 (0:0)
	Annapolis	Yugoslavia v. Cameroon	2 1 (1:1)
1.8	Boston	Cameroon v. Iraq	1:0 (0:0)
	Annapolis	Yugoslavia v. Canada	1:0 (0:0)
3.8	Boston	Cameroon v. Canada	1:3 (0:1)
	Annapolis	Iraq v. Yugoslavia	2:4 (2:0)

Group C (Germany FR, Morocco, Brazil, Saudi Arabia)

30.7	Palo Alto	Germany FR v. Morocco	2 0 (1:0)
	Pasadena	Brazil v. Saudi Arabia	3 1 (1:0)
1.8	Palo Alto	Germany FR v. Brazil	0 1 (0:0)
	Pasadena	Morocco v. Saudi Arabia	1 0 (0:0)
3.8	Palo Alto	Saudi Arabia v. Germany FR	0 6 (0:4)
	Pasadena	Morocco v. Brazil	0 2 (0:0)

Group D (Italy, Egypt, USA, Costa Rica)

29.7	Palo Alto	USA v. Costa Rica	3 0 (2:0)
	Pasadena	Italy v. Egypt	1 0 (0:0)
31.7	Palo Alto	Egypt v. Costa Rica	4 1 (2:0)
	Pasadena	Italy v. USA	1 0 (0:0)
2.8	Palo Alto	Egypt v. USA	1 1 (1:1)
	Pasadena	Costa Rica v. Italy	1 0 (1:0)

Quarter Finals / Quarts de finale / Cuartos de final / Viertelfinals

5.8	Palo Alto	Italy v. Chile	1 0* (0:0)
			*after extra-time
	Pasadena	France v. Egypt	2 0 (1:0)
6.8	Palo Alto	Brazil v. Canada	1 1* (0:0)
			*after extra-time
		Result after penalty kicks	4:2
	Pasadena	Yugoslavia v. Germany FR	5:2 (2:2)

Semi-Finals / Demi-finales / Semifinales / Halbfinals

8.8	Pasadena	France v. Yugoslavia	4 2* (2 0, 2:2)
			*after extra-time
	Palo Alto	Italy v. Brazil	1 2* (0 0, 1:1)
			*after extra-time

Match for third place / Match pour 3<sup>e</sup> place / Partido por el 3<sup>o</sup> puesto / Spiel um den 3. Platz

10.8	Pasadena	Yugoslavia v. Italy	2 1 (0:1)
------	----------	---------------------	-----------

Final / Finale

11.8	Pasadena	France v. Brazil	2 0 (0:0)
------	----------	------------------	-----------

Standing after First Round

1.	France	3	1	2	0	5:4	4
2.	Chile	3	1	2	0	2:1	4
3.	Norway	3	1	1	1	3:2	3
4.	Qatar	3	0	1	2	2:5	1
		12	3	6	3	12:12	12

Qualified for Quarter Finals  
FRANCE and CHILE

1.	Yugoslavia	3	3	0	0	7:3	6
2.	Canada	3	1	1	1	4:3	3
3.	Cameroon	3	1	0	2	3:5	2
4.	Iraq	3	0	1	2	3:6	1
		12	5	2	5	17:17	12

Qualified for Quarter Finals  
YUGOSLAVIA and CANADA

1.	Brazil	3	3	0	0	6:1	6
2.	Germany FR	3	2	0	1	8:1	4
3.	Morocco	3	1	0	2	1:0	2
4.	Saudi Arabia	3	0	0	3	1:10	0
		12	6	0	6	16:16	12

Qualified for Quarter Finals  
BRAZIL and GERMANY FR

1.	Italy	3	2	0	1	2:1	4
2.	Egypt	3	1	1	1	5:3	3
3.	USA	3	1	1	1	4:2	3
4.	Costa Rica	3	1	0	2	2:7	2
		12	5	2	5	13:13	12

Qualified for Quarter Finals  
ITALY and EGYPT

Qualified for Semi-Finals

ITALY

FRANCE

SILES (Costa Rica)

BRAZIL

YUGOSLAVIA

FRANCE

BRAZIL

FRANCE

FRANCE

FRANCE

FRANCE

FRANCE

FRANCE

FRANCE





1984 OLYMPIC FOOTBALL TOURNAMENT  
TOURNOI OLYMPIQUE DE FOOTBALL, 1984  
TORNEO OLIMPICO DE FUTBOL, 1984  
OLYMPISCHES FUSSBALLTURNIER 1984

LOS ANGELES

Final Competition / Compétition Finale / Competición final / Endrunde

First Round / Premier Tour / Primera Vuelta / Erste Runde

Group A (Norway, Chile, France, Qatar)

29.7	Boston	Norway v. Chile	0 0 (0:0)
	Annapolis	France v. Qatar	2 2 (1:0)
31.7	Boston	Norway v. France	1 2 (1:1)
	Annapolis	Chile v. Qatar	1 0 (0:0)
7.8	Boston	Qatar v. Norway	0 2 (0:1)
	Annapolis	Chile v. France	1 1 (1:0)

Group B (Yugoslavia, Cameroon, Canada, Iraq)

30.7	Boston	Canada v. Iraq	1 1 (0:0)
	Annapolis	Yugoslavia v. Cameroon	2 1 (1:1)
1.8	Boston	Cameroon v. Iraq	1 0 (1:0)
	Annapolis	Yugoslavia v. Canada	1 0 (0:0)
3.8	Boston	Cameroon v. Canada	1 3 (0:1)
	Annapolis	Iraq v. Yugoslavia	2:4 (2:0)

Group C (Germany FR, Morocco, Brazil, Saudi Arabia)

30.7	Palo Alto	Germany FR v. Morocco	2 0 (1:0)
	Pasadena	Brazil v. Saudi Arabia	3:1 (1:0)
1.8	Palo Alto	Germany FR v. Brazil	0:1 (0:0)
	Pasadena	Morocco v. Saudi Arabia	1:0 (0:0)
3.8	Palo Alto	Saudi Arabia v. Germany FR	0:6 (0:4)
	Pasadena	Morocco v. Brazil	0:2 (0:0)

Group D (Italy, Egypt, USA, Costa Rica)

29.7	Palo Alto	USA v. Costa Rica	3:0 (2:0)
	Pasadena	Italy v. Egypt	1:0 (0:0)
31.7	Palo Alto	Egypt v. Costa Rica	4:1 (2:0)
	Pasadena	Italy v. USA	1:0 (0:0)
2.8	Palo Alto	Egypt v. USA	1:1 (1:1)
	Pasadena	Costa Rica v. Italy	1:0 (1:0)

Quarter Finals / Quarts de finale / Cuartos de final / Viertelfinals

5.8	Palo Alto	Italy v. Chile	1 0* (0:0)
	Pasadena	France v. Egypt	2 0 (1:0)
6.8	Palo Alto	Brazil v. Canada	1 1* (0:0)
	Pasadena	Yugoslavia v. Germany FR	5:2 (2:2)

Semi-Finals / Demi-finales / Semifinales / Halbfinals

8.8	Pasadena	France v. Yugoslavia	4 2* (2:0, 2:2)
	Palo Alto	Italy v. Brazil	1 2* (0:0, 1:1)

Match for third place / Match pour 3<sup>e</sup> place / Partido por el 3<sup>o</sup> puesto / Spiel um den 3. Platz

10.8	Pasadena	Yugoslavia v. Italy	2 1 (0:1)
------	----------	---------------------	-----------

Final / Finale

11.8	Pasadena	France v. Brazil	2 0 (0:0)
------	----------	------------------	-----------

Standing after First Round

1. France	3	1	2	0	5:4	4
2. Chile	3	1	2	0	2:1	4
3. Norway	3	1	1	1	3:2	3
4. Qatar	3	0	1	2	2:5	1
	12	3	6	3	17:12	12

Qualified for Quarter Finals:

FRANCE and CHILE

1. Yugoslavia	3	3	0	0	7:3	6
2. Canada	3	1	1	1	4:3	3
3. Cameroon	3	1	0	2	3:5	2
4. Iraq	3	0	1	2	3:6	1
	12	5	2	5	17:17	12

Qualified for Quarter Finals

YUGOSLAVIA and CANADA

1. Brazil	3	3	0	0	6:1	6
2. Germ. FR	3	2	0	1	8:1	4
3. Morocco	3	1	0	2	1:4	2
4. S. Arabia	3	0	0	3	1:10	0
	12	6	0	6	16:16	12

Qualified for Quarter Finals

BRAZIL and GERMANY FR

1. Italy	3	2	0	1	2:1	4
2. Egypt	3	1	1	1	5:3	3
3. USA	3	1	1	1	4:2	3
4. Costa Rica	3	1	0	2	7:2	2
	12	5	2	5	13:13	12

Qualified for Quarter Finals

ITALY and EGYPT

Qualified for Semi-Finals:

ITALY

FRANCE

BRAZIL

YUGOSLAVIA

Qualified for Final:

FRANCE

BRAZIL